



Regional Economic Development Councils



2021

CENTRAL NEW YORK

State of the Region Annual Report

CAYUGA | CORTLAND | MADISON | ONONDAGA | OSWEGO

NEW YORK | REIMAGINE | REBUILD | RENEW

CNYREDC Members

Statewide Chair

Kathy Hochul

Lieutenant Governor, New York State

Regional Chairs

Deborah F. Stanley

President, SUNY Oswego

Randy Wolken

President and Chief Executive Officer, The Manufacturers Association of Central New York (MACNY)

Appointed Members

Tony Baird

President, Tony Baird Electronics

Laura Cueva

President and Chief Executive Officer, Interior Innovations

John Currier

President, Currier Plastics

Chedy Hampson

President and Chief Executive Officer, TCGplayer.com

Kipp Hicks

Executive Director, Madison County Industrial Development Agency

Linda LeMura

President, Le Moyne College

William Magnarelli

State Assembly, 129th District

Craig Marcinkowski

Senior Vice President Strategy and Business Development, Fotokite

Cornelius B. "Neil" Murphy Jr.

Professor, Environmental Resources Engineering, SUNY ESF

Timothy Penix

Vice President, SUNY Syracuse Educational Opportunity Center

David Rogers

President, SUNY Morrisville

Rob Simpson

President and Chief Executive Officer, CenterState CEO

Sheena Solomon

Executive Director, Gifford Foundation

Michael Szidat

President and Chief Executive Officer, Felix Schoeller North America, Inc.

Ann Marie Taliercio

President, Central New York Area Labor Federation, AFL-CIO

Mike Treadwell

Executive Director, Operation Oswego County, Inc.

Garry VanGorder

Executive Director, Cortland County Business Development Corporation

Tracy Verrier

Executive Director, Cayuga Economic Development Agency

Nancy Weber

Chairwoman, Oswego County Dairy Promotion/Owner, Mexican Pride Farm in Mexico, N.Y.

Ex-Officio

John Becker

Chairman, Madison County Board of Supervisors

Paul Heider

Chairman, Cortland County Legislature

Ryan McMahon

County Executive, Onondaga County

Aileen McNabb-Coleman

Chairwoman, Cayuga County Legislature

Michael Quill

Mayor, City of Auburn

Brian Tobin

Mayor, City of Cortland







Ben Walsh

Mayor, City of Syracuse

James Weatherup

Chairman, Oswego County Legislature

Table of Contents

	
I. Executive Summary	3
Message from Co-chairs.....	4
	
II. Strategic Update	10
Regional Priorities	12
Access To Economic Opportunity	12
Agriculture	14
Entrepreneurship.....	17
Manufacturing	19
Tourism.....	22
Unmanned Aerial Systems	25
Statewide Priorities.....	28
Childcare.....	28
Environmental And Economic Justice	31
Workforce Development.....	33
New Challenges.....	35
Food Service.....	36
Healthcare	36
Retail.....	37
	
III. Participation	39
Work Groups.....	40
Public Outreach And Engagement	42
	
IV. Previously Funded Projects	45
	
V. Acknowledgments	51
	
VI. Appendix	54



— Part One —
Executive Summary

Message From Co-Chairs

On behalf of the Central New York Regional Economic Development Council (CNYREDC), we are pleased to present you with our Annual Report for the 2021-2022 year.

The COVID-19 pandemic has been a challenge the likes of which our region hasn't faced in generations. The swift onset of this pandemic, and our efforts to fight it, immediately altered our lives and everything we do: how we work, shop, eat, educate ourselves and our children, take care of our health, travel, worship, celebrate and more. In addition to the tragic loss of hundreds of thousands of lives nationwide, millions of people have lost jobs, income, businesses, and savings.

The magnitude and speed of the economic fallout from this deadly pandemic were unprecedented and required immediate and quick action. Thanks to the structure put in place through the Regional Economic Development Councils, the CNYREDC was uniquely positioned to provide continued support, evidence, and recommendations across the span of issues and concerns related to this crisis. The barriers of social distancing did not impact our efforts. Through virtual meetings, we formed a standing task force to engage regularly with state and local elected officials and economic development leaders on the concerns and needs related to the pandemic. We continued to mobilize expertise from local business leaders, collect public input on community challenges, and identify industry recovery needs through public- and private-sector collaboration across the five-county region we proudly represent.

This report represents a year of uncertainty and adaptations, but also a future of hope. We highlight the highs and lows of the past year and offer inspiring glimpses of community spirit as we slowly



begin to recover and rebuild together. We identify new challenges as well as innovative solutions and opportunities that have been identified for our rebuilding efforts. All while aiming to support our communities, businesses, and residents as they tirelessly work to convert this unprecedented crisis into an equally historic opportunity for greater resilience.

As we move forward, we realize that change is inevitable. The global pandemic tested our resilience and pushed us to reimagine how we serve our communities. While there is still a great deal of uncertainty, the CNYREDC, along with the rest of our community, remains fully dedicated to making sure our region has the resources and support necessary to adapt and recover. We will continue to actively work with community leaders, business owners and other organizations to offer support wherever needed. We will continue our recovery assistance work, as well as our commitment to economic-driving projects that act as the pillars to our regional growth and business development. And we remain committed to serving the community with solution-driven initiatives for our key regional priorities.

On behalf of the CNYREDC, thank you for your continued support and leadership through these challenging times. As always, we are here and ready to help in rebuilding our great State of New York.

Deborah F. Stanley
President,
SUNY Oswego

Randy Wolken
President and CEO,
Manufacturers Association of CNY

Executive Summary

The Regional Economic Development Councils reestablished by Governor Cuomo in 2011 transformed New York State's traditional top-down approach to economic development, and replaced it with an innovative, bottom-up approach that empowered local stakeholders to create strategic priorities specific to our region. This model has been extremely effective, leading to unprecedented collaboration

“Each Regional Council has become the voice of the region, advising agencies on the programs and projects most valuable to the region. What started as an initiative focused on economic investments has blossomed into a program that invests in people and communities.”

between partners within the regional economy, and has been important as we slowly begin the hard work of recovering from the COVID-19 pandemic. While many shortfalls in the regional economy were exposed during the last year, the foundations created through the REDC process are strong, providing the environment needed to begin building back stronger.

The purpose of this annual report is to evaluate our current regional strategy and propose changes as we move forward, including:

1. Examining our key regional priorities and the progress made to date;
2. Discussing efforts to advance the statewide initiatives;
3. Assessing new challenges facing the region; and
4. Providing an update to previously funded projects.

The strategies and solutions proposed in the following pages will help direct the CNYREDC's efforts in the coming months and years. It is our goal to ensure we build back a better economy, one that is more resilient to future disruptions and provides for the needs of all people in the region.

CNYREDC Regional Impact

Prior to COVID-19, the CNY regional economy was experiencing its strongest growth in more than a decade. This growth and the success of the region did not happen by accident, but instead was the result of intentional investments proposed by our Regional Council and funded by New York State. Since its inception, the REDCs have invested over \$6.9 billion to more than 8,300 projects; this includes nearly \$1.1 billion to Central New York, funding more than 850 projects.

These investments have had a tangible effect on our communities. The revitalizations of our downtowns, new businesses opening and expanding, and new talent and workforce being attracted to the region would not have been possible without the efforts of the CNYREDC. These benefits have been felt in each of the five counties that make up the CNY region:

Cayuga County

Development in Cayuga County has continued, and many exciting projects are coming to fruition. Prior funded projects are wrapping up, including the expansions of Prison City Brewery and Page Trucking, construction of Rasa Spa at Inns of Aurora, and the Nick's Ride facility and Café 108 at Auburn Public Theater funded in Auburn's DRI. The reconstruction of the State Street bridge was also completed recently, including a pocket park overlooking the Owasco River. This development not only makes the area more attractive but is a critical part of the transportation infrastructure for businesses and residents alike. Other DRI projects are underway or getting started, so there is plenty of economic and business development to look forward to in Auburn and Cayuga County.

Cortland County

Cortland County has been an important partner in the region's ongoing work to manage and recover from the pandemic. Through business advocates like the Cortland County Business Development Corporation, the county's efforts to share accurate and timely information to local employers was crucial to the community's ability to weather the crisis.

Meanwhile, public and private projects underwritten by the Downtown Revitalization Initiative continued to move forward positively. Planning and engineering for a major reconstruction of the city's Main Street will lead to work beginning next spring, while the major

mixed-use redevelopment of a historic building on the street will now offer 12 high-end living units as well as quality first-floor commercial space. Other work for new public gathering spaces and art installations continue as the downtown district reinvents itself for coming generations.

Madison County

Despite the disruption of the COVID-19 pandemic, the Madison County IDA was able to show many accomplishments and to prove its resiliency during these unprecedented times.

Completed in 2020

All Seasonings Ingredients executed on the construction of additional production and warehouse space as the company’s specialty spice, custom blending, and private labeling business experience continued growth. They will be adding 33,000 sq. ft., investing \$2,600,000, and will create 10 jobs.

33 Rippleton, LLC/Meier’s Creek Brewery Company, has purchased the former Empire Farmstead Brewing Company in Cazenovia and has completed many facility changes, upgrades, and municipal infrastructure work. They have made a capital investment of \$3,700,000 and will create 40 full-time jobs within two years of opening.



▲ Cortland Area Chamber of Commerce



▲ State Street Bridge, Auburn



▲ *Ultra Dairy expansion, East Syracuse*

To be completed in 2021

Superior Metals has begun the construction of a 137,000 sq. ft. space, making a total investment of \$56,000,000 and will create 84 full-time jobs. They will be manufacturing a metal alloy.

Harden Plaza, LLC, proposes to redevelop the former Harden furniture warehouse into housing and commercial space featuring 28 luxury apartments. The owners will make a \$3,800,000 capital investment and create 3 new full-time jobs.

In addition to the Harden Plaza project, there are multiple projects underway focusing on the workforce housing needs in the community. Our agency has already provided assistance infrastructure needed to advance the affordable housing project Hamilton Housing Initiative, Reimagine the Canals in Canastota will be building a dense pocket neighborhood in partnership with NYS, and there seems to be potential momentum for the redevelopment of the Hotel Oneida into a mixed-use property if financial assistance can be secured.

Finally, there are numerous commercial-scale renewable energy projects that are eyeing our area or have already commenced construction.

Onondaga County

In the midst of the pandemic, Onondaga County Executive, J. Ryan McMahon II attended a groundbreaking ceremony for Amazon, the online retail giant, now in CNY. The \$350 million dollar project secured by County Executive McMahon and OCIDA produced over 500 construction jobs for workers building the facility and will create over 1,000 additional permanent jobs

once the facility opens for 24/7 operations in the Fall of 2021, making it one of the largest distribution warehouses in the world. The enormous building consists of a mezzanine level, four floors, and nearly 100 loading docks. In addition to Amazon, County Executive Ryan McMahon and OCIDA secured a \$16.9 million project with Cryomech which will boast a 76,000 manufacturing facility; a \$7 million project with Empire Polymer Solutions which completely renovated and transformed the former Syroco site; and a \$28.5 million and 22,000 sq ft expansion at Ultra Dairy, which is part of the Byrne Dairy family of companies.

Oswego County

During the COVID-19 pandemic, Oswego County has seen development and growth that will only accelerate as we come out of the COVID-19 pandemic. The City of Oswego saw unprecedented growth as many of the Downtown Revitalization Initiative projects were completed along the downtown waterfront bringing new residents and businesses alike and Oswego Health opened the new Lakeview Center for Mental Health and Wellness on the City's near east side. The City of Fulton received good news from Lt. Governor Kathy Hochul when she recently came to announce that 17 projects were selected to receive the most recent round of DRI funding – which will be a catalyst to redevelop the former Nestle site, waterfront, health care and mixed-use development along the City's east side downtown.

The Oswego County IDA committed to more than doubling the size of the Oswego County Industrial Park in the Town of Schroepel by acquiring approximately 200 acres of prime industrially zoned property adjacent

to the park which will provide an ideal location for Oswego County to attract large projects and capitalize on other regional developments. The County is also working on strategically improving infrastructure completing a sewer project in the Town of Volney that will bring service to the Oswego County Airport and to the Airport Industrial Park. The County recognized significant commitments to expand solar renewable energy production, in 2020, 12 new projects investing \$59M will produce nearly 39 MW of renewable energy. Despite the pandemic, 82 new/expanded/retained businesses were recorded, having an investment of over \$76M and impacting over 350 jobs in the county.

Local small businesses have also shown their ability to adapt and pivot during the last year such as restaurants adding outdoor seating, retail stores adopting technology to service customers virtually, and tourism and hospitality businesses marketing locally for staycations and promoting local recreation opportunities. Many Oswego County businesses were able to weather the storm through innovation and adaptation which has set them up for future success as we come out of the worst of the pandemic.

Guiding the council's efforts and decisions is this strategic plan. As the economy and its needs change, so do the priorities laid out in this document. This is the result of many regional stakeholders working towards one common goal: a more vibrant and inclusive Central New York. As the regional priorities change,




▲ Harden Plaza


they remain aligned with the three strategic goals established at the CNYREDC's inception:

1. Strengthen Targeted Industry Concentrations that Leverage Unique Economic Assets
2. Improve Competitiveness in and Connections to Regional, National and Global Economies
3. Revitalize the Region's Urban Cores, Main Streets and Neighborhoods

Additionally, the council continues to ensure all projects put forth in the recommendations and report align with the four inter-connected strategic initiatives identified by New York State:




Placemaking: Creating accessible job centers, sustainable infrastructure, and livable communities.



Workforce: Ensuring that jobs in high-paying, in-demand tradable sectors are filled in an equitable way through targeted job training and education.



Tradeable sectors: Targeting industry sectors that are part of a global market, including, but not limited to, manufacturing, agricultural products, and energy production to increase expert-based employment opportunities.



Innovation: Creating synergies between cutting-edge research and product commercialization to drive the economy forward.

While the region has made great progress in advancing our goals, we are still falling short in many areas. Specifically, in terms of environmental and economic justice, childcare and workforce development. We must do better to ensure that everyone in Central New York is sharing in the growth and benefits of the expanded economy. We also must continue to bring new voices to the table so that we are truly hearing from and representing all the differing demographics of our region.

Strategic Update

As Round 11 begins, the CNYREDC and New York State are working to evaluate the effects of COVID-19 and prioritize areas that meet those needs. Many of our region's toughest challenges existed before the pandemic and were priorities, however new challenges were exposed that need to be considered and prioritized moving forward.

The CNY economy is complex with many different sectors. While the diverse nature of these sectors creates a stronger more resilient economy, the needs and solutions for those sectors may differ. As a result, we have identified six regional priorities for 2021: These include:



Access to Economic Opportunity



Agribusiness



Entrepreneurship



Manufacturing



Tourism



Unmanned Aerial Systems (UAS)

These regional priorities will complement the efforts to address our statewide priorities. These include:

1. Work with local businesses and communities to identify childcare needs and develop potential solutions;
2. Create an economic and environmental justice strategy; and
3. Support the Workforce Development Initiative.

The six regional priorities discussed in the coming pages, coupled with the three statewide priorities represent an intentional effort to advance the strengths of our economy, and address some of the shortfalls that exist to create a better Central New York for everyone.



▲ Lieutenant Governor Kathy Hochul during a ceremony commemorating the RED1 grant and REDC CFA grant for Wright's Landing Marina.



— Part Two —
Strategic Update

Strategic Update




Since 2011, the CNYREDC has evaluated the strengths and needs of our regional economy and aligned our strategic plan accordingly. Prior to the COVID-19 pandemic, Central New York was experiencing one of its strongest economic outlooks in decades. Unemployment was at record lows, wages and private sector jobs had been consistently increasing, and the region was seeing more tourists than ever before.

As the region begins rebuilding from the pandemic, the CNYREDC is once again evaluating our strengths, but even more so, our needs and challenges as we build back a stronger, more resilient economy. This 2021 Annual Report offers our priorities, including new areas of focus for the coming year. Specially, the council will prioritize:

Regional Priorities

-  Access to Economic Opportunity
-  Agriculture
-  Entrepreneurship
-  Manufacturing
-  Tourism
-  Unmanned Aerial Systems

Statewide Priorities

-  Childcare
-  Environmental and Economic Justice
-  Workforce Development

Besides our strategic priorities, the CNYREDC also evaluated new challenges that we exposed due to COVID-19. This provided a unique opportunity to expand our focus areas and include sectors that struggled during the pandemic. Specifically, the new challenge sectors include:

-  Food Service
-  Healthcare
-  Retail

The strategic areas of priority laid out in this report will not only guide the council in where to invest new funding and resources, it will also be pivotal in directing the efforts of our workgroups. These efforts play a critical role in advising the council's work and presenting not only the challenges our region faces but offering solutions to meet those challenges.





Regional Priorities: Access to Economic Opportunity

While Central New York had seen historic growth before the pandemic, these economic advantages were not felt in every community of our region. Even before COVID-19, the CNYREDC was dedicated to ensuring our underinvested populations were prioritized through job training, transportation, and intentional hiring practices. As we continue to rebuild in a post-pandemic world, these efforts are more important than ever to ensure everyone has access to opportunity and prosperity in the new economy.

Overview of Progress Made

As our regional economy has changed over the last ten years, so have the skills needed to fill new jobs created. Initiatives like Work Train, the Alliance for Economic Inclusion, and most recently Syracuse Build are providing the skills needed to fill those positions. With a look towards the future, and specifically the I-81 project, opportunities for good-paying jobs will be higher than ever. Thankfully, the actions over the last ten years have provided a blueprint to ensure the jobs are filled by those most in need from our local communities.

Work Train Vehicle Access Program

Work Train, dedicated to addressing the challenge of un-and-underemployment in Central New York, relaunched a vehicle access program to enable workers to more easily purchase a car, which is essential to access jobs.

Syracuse Build

Syracuse Build is a mayoral-led initiative to organize construction employers, unions and training providers to build a pipeline of local, skilled, diverse talent to work on large construction projects, including Interstate 81. Syracuse Build will provide the capacity to track the timing/demand of public projects; align multiple training programs against those projects; and coordinate community outreach to bring Syracuse residents into construction careers.

CenterState CEO/Work Train worked with its partners to launch Pathways to Apprenticeship in June of 2021. Pathways is providing paid training to Syracuse residents for construction careers and preparing them to enter union apprenticeship in the building trades. The target population is low-income Syracuse residents who are primarily people of color, women, and veterans and who are interested in working in the trades. CenterState CEO/Work Train is partnering with 14 organizations to implement this program, including the Central-Northern NY Building and Construction Trades Council and six union apprenticeship programs to plan the training, as well as several community organizations to provide wraparound services.

Alliance for Economic Inclusion

Founded in 2017, the AEI is a group of 24 community leaders from the five counties of Central New York who represent the region's diversity of government,



▲ Participants in the Syracuse Build program. Photo Credit: CenterState CEO

business and academia and work to address economic opportunities and challenges identified by the community.

In February of 2020, Governor Cuomo announced the Round 2 awardees including 39 projects totaling \$16.3 million. The awarded projects cover a broad range of issues and can be broken into six categories: Early-Childhood Education, Transportation, Workforce Development, Childcare, Building Generational Wealth, and Access to Startup Funding. More than half of the projects awarded focus on workforce development which remains a significant barrier to moving people out of poverty. The region has jobs available but lacks a trained workforce to fill those jobs. Similarly, studies show access to early childhood education leads to “sizeable benefits” in academic achievement, behavioral and emotional competencies, health and success in the labor market. Almost 20% of the projects awarded focus on early childhood education.

Broadband and Cellular Access

In May 2019, the Syracuse City Council approved an agreement with Verizon to install approximately 600 small cell towers to create a 5G data network throughout the City. The installation is beginning this summer/fall, enabling Syracuse to be among the first cities in the US with Citywide 5G connectivity. Funding for similar projects around the region will be critical to allow remote learning and work-from-home opportunities for all residents in Central New York.

Assessment of COVID-19 Related Challenges

For many in our region, COVID-19 had life altering consequences in terms of work and their ability to find a job. Many positions were lost and will never come back, while others have dramatically changed needing new skills to be completed. The pandemic also shut



▲ Worker at Marquardt Switches.
Photo credit: Marquardt Switches

down most in-person training opportunities meaning many of these positions remain unfilled.

Aside from necessary skills, access to technology has created a gap in the workforce that needs to be addressed. As the world becomes more connected and digitized, lack of broadband and computer technologies will only further the divide, especially in our communities of color. We must prioritize broadband access to ensure everyone has equal opportunities to learn, work and connect.

The pandemic also is opening new opportunities for work that before didn't exist. The ability to work remotely could allow many individuals who lack transportation the potential to fill open positions.

Actions to Advance the Regional Priority

Support the Syracuse Build Initiative

A significant focus of Syracuse Build is the construction of I-81, which is scheduled to commence in 2022. Conducting a more detailed labor market analysis over the course of the project and implementing training is necessary to fill specific skill gaps. Beyond the scope of I-81, Syracuse Build will also require additional funding to implement expanded work support strategies including childcare and transportation, as well as additional hard skills construction training.

Expand Investments in the Alliance for Economic Inclusion

Many businesses and organizations in poorer communities and communities of color have trouble accessing the necessary funds to implement crucial projects associated with childcare, transportation, early childhood education and neighborhood revitalization. Specially, we find this in traditional funding methods associated with loans, grants and tax credits. Grant funds made available through the Upstate Revitalization Initiative were meant to ease some of these restrictions by providing funding to these important projects upfront.

Additional funding for the AEI initiative will allow greater access to capital for projects that can't use traditional methods like the CFA. These types of projects will put needed funding into the hands of traditionally underinvested communities and organizations. They will also address many of the shortfalls of the economy including childcare, transportation, and access to capital.

Ensure Access to Internet

As more jobs and schools are moving to virtual work and learning, many people in CNY do not have fast, reliable access to the internet. As the world continues to move in a virtual direction, it is vitally important to expand access to this critical infrastructure.



Agricultural Reflection

“While the height of the pandemic was a struggle for businesses like Heritage Hill, we understood that the safety and health of our community were of utmost priority. We aligned our service offerings to adapt to guidelines as mandated and took the opportunity to work on some of our bigger picture projects that we previously did not have the time and energy to address. As a result, in October 2020, we were thrilled to announce one of our biggest goals was met — the return of Empire Farm Days to Palladino Farms after 34 years. Empire Farm Days is the largest agriculture trade show in the Northeast and we are planning to make the event a week of agricultural activities and education right here in Pompey, including a tractor pull, large auction and skid steer rodeo. This three-day trade show will bring over 1,200 vendors from around the world, and approximately 25,000 visitors to the region to experience displays of farm equipment, services, products, and agricultural awareness. This event will bring a much-needed economic impact to the community, and we proudly look to it with a sense of optimism that life is slowly and safely returning to normal.”

*Daniel Palladino,
Palladino Farms and Heritage Hill
Brewery, Onondaga County*

Agriculture and Agribusinesses remain one of the most important sectors of Central New York’s economy. From growing the food that we eat, to creating new technologies that make farming easier and more affordable, this industry continues its robust growth, contributing more than \$53 billion annually to the local economy. As new challenges and opportunities arise, the CNYREDC will continue to prioritize our efforts to meet the changing environment.

Overview of Progress Made

Over the last few years, we have seen some exciting work happening in the agriculture space. Millions of dollars of investments have been made to dozens of different projects. These include the Grow NY Competition, Heritage Hill Brewery, Cayuga Milk Ingredients and more. These efforts are having a direct effect on our businesses and are causing others outside the region to notice as well. This is demonstrated by the Empire Farms Days, the largest farm exposition in the northeast, returning to Onondaga County for the first time in almost 30 years.



▲ Greenhouse at Dickman Farms in Cayuga County.
Photo credit: Dickman Farms



Cayuga Milk
Ingredients expansion,
Auburn, New York.

Photo credit: Cayuga Milk Ingredients

Heritage Hill Brewing: Heritage Hill has become a destination for locals and tourists alike. Located in the rolling hills of Pompey, the brewery offers some of the best sites in the region, along with a great selection of home crafted beers and seltzers. The success of this brewery demonstrates how value-added agriculture can provide a stable source of income to many of our local farmers.

Cayuga Milk Ingredients: Cayuga Milk Ingredients continues to be one of the largest producers of dried milk in the world. They are currently in the midst of a \$90 million expansion to install a new reverse osmosis filtration system, evaporator, and feed system to our current dryer. This will not only increase their capacity, but allow additional products to be produced.



Grow NY Competition: As applications for year three are being processed, many of the year one and two winners are seeing great success. This competition is attracting innovative companies who are on the leading edge of the changing agribusiness economy. Continued investments in these companies put Central New York and the entire Grow NY region at the forefront of the exciting changes to come.

Assessment of COVID-19 Related Challenges

Some sectors of the Agriculture industry avoided the economic decline caused by COVID-19, however many did not. Particularly devastated were producers of dairy and vegetables whose main buyers are school systems and restaurants, all of whom shut down when the pandemic surged in the spring of 2020.

New York's dairy farmers are the lifeblood of the Upstate economy and have been squeezed by the economic effects of the COVID-19 crisis."

— Senator Charles Schumer

New York State is the fourth largest milk producer in the country, and the largest producer of yogurt, cottage cheese and sour cream. However, with their existing customers shut down, much of the milk and produce had to be dumped or thrown away. The launch of Nourish NY, an initiative that provided \$25 million in funding to New York's food banks to purchase dairy and produce products, along with the Coronavirus Food Assistance Program (CFAP) helped stabilize these producers, but more needs to be done to help this industry be more resilient in the face of future pandemics.

Assessing the challenges exposed by COVID-19 has allowed us to reevaluate our actions to advance this regional priority. Specifically, we must continue to invest in technologies that will extend the shelf life of products produced in New York State. This will allow changes in markets if necessary or longer storage of products during disruptions to supply chains. We must also incentivize farmers to diversify their revenue streams. Businesses who had some form of value-added agriculture were able to better weather the pandemic as they had multiple revenue streams to rely on. Lastly, we must invest in local processing and creating new links in the middle of the food system

Actions to Advance the Regional Priority

Invest in Technologies to Extend Shelf Life – Many New York State dairy manufacturing facilities have operated for more than 50 years and could benefit from an upgrade to include the development of longer shelf-life products. Local incentives that encourage the expansion of dairy processing manufacturing plants regionally allow continued growth of these products. By enhancing the shelf-life of dairy products, such as powders that also do not require refrigeration (another benefit), the distribution network and customer base also extends. Longer storage periods decrease the chances of disposal due to sudden market interruptions.

Diversify Revenue Streams

Many Central New York farms already take advantage of these strategies to diversify and stabilize their

revenue streams. We believe that more farms in our region could avail themselves of value-added agriculture thereby stabilizing their own businesses and regional farming in general. Connecting farmers with Small Business Development Centers or other such establishments will help them reimagine their farms considering new realities. Once a farming business is established, local economic development agencies must be ready to help farmers access capital (grants, tax credits, loans) for their projects. Farming takes long hours that often don't include the navigation of loan or grant applications. Assistance with navigating the nuances of applying could unlock the availability of capital that they might otherwise miss.

Expand Local Processing and Supply Chains

Helping create more resilient supply chains begins with building the infrastructure. We should invest in distribution infrastructure to enhance existing facilities and new infrastructure for aggregation, storage, and distribution to serve the regional system. This involves public/private partnerships that link institutions and public agencies with distributors and producers. It is also important to build capacity and connections through public/private entities who can coordinate the aggregation and distribution of regionally produced foods. These organizations can also assist with marketing and branding, technical support, promoting preferential purchasing for local producers, and expand markets through direct consumer sales.



▲ Rend Cach Farm in Madison County. Photo credit: Brooke Nassimos



Regional Priorities: **Entrepreneurship**



Entrepreneurship Reflection

“Density’s ability to count people anonymously, accurately, and in real time was a game changer during the COVID-19 crisis. As companies were looking to evaluate space use and bring employees back to offices more safely, Density provided them critical insights to make the best decisions for their people and their organizations. This past year we’ve seen our company growth accelerate rapidly. We’ve expanded manufacturing capacity in Syracuse by more than 200%, grew headcount in Upstate NY by 15% (30% of Density employees are now based in NY), developed and launched multiple powerful software tools, and closed on new rounds of funding bringing our company’s lifetime raise to over \$100 million. In the coming year we expect to continue on this trajectory with a focus on scaling our business to reach and support more customers across the globe. In the process, we expect to nearly double our headcount and triple our production output resulting in further positive economic impact for Central New York.

*Garrett Bastable,
Vice President of Operations,
Density Inc.*

Entrepreneurialism is a key element to a vibrant economic community. While many start-ups and businesses will fail to survive the crisis, the pandemic has also seen a rise in engagement to more or new entrepreneurial activity. Many established businesses are identifying ideas and pathways to help support efforts in combating the virus and pandemic related issues. Moreover, many individuals who have found themselves in lockdown have decided to pursue their ideas and turn them into concept and development.

Continually inspired by this optimistic philosophy and the entrepreneurial and collaborative spirit each of our communities continues to foster for up-and-coming ideas and the hard-working folks who bring them to fruition, the CNYREDC will continue to support this dynamic and growing economy.

Overview of Progress Made

The CNY entrepreneurship and innovation ecosystem continues in its efforts to identify and coordinate key resources for entrepreneurs and startups to accelerate their business development and help transition big ideas into big business and success, right here in Central New York. Below are a few examples of continued progress made in the entrepreneurial space throughout Central New York:

The Syracuse Tech Garden: In 2020, despite the hardships stemming from the pandemic, 101 Tech Garden companies surveyed reported the creation of 411 new jobs, attracting \$100M in follow-on funding, \$54M in annual revenue, and \$23M capital expenditures. This year, 2021, will begin a \$16.5 million two-story expansion to its existing facility located in the heart of Downtown Syracuse. Upon completion, the facility will be 79,000 sq. ft., more than double its current space. Growth of the Tech Garden will allow for additional leasing space for growing businesses and provide more collaboration space for the incubator to foster even more growth and development of growing entrepreneurial businesses.

GENIUS New York: GENIUS NY is the largest in-residence business competition accelerator of its kind and throughout the world, the competition caters to business proposals in Unmanned Systems and Data to Decisions Applications. The program is housed at the Tech Garden in Downtown Syracuse and brings together some of the most promising startups to help shape the future of Central New York. Interest in GENIUS NY remained incredibly strong despite



▲ Rendering of the Syracuse Tech Garden expansion. Photo credit: CenterState CEO

recruitment during the pandemic, with more than 500 applications received. We are now but a few weeks away from announcing the 2021 GENIUS NY Semi-Finalists, and we anticipate having the strongest international showing to date.

The Microenterprise Program of Cayuga County: In spring 2021 CEDA piloted a Microenterprise program focused on assisting low to moderate-income (per HUD/CDBG guidelines) entrepreneurs and start-up companies, particularly MWBEs, veterans and single-parent households. The pilot program focused on the city limits of Auburn, as the funding source dictated, and five entrepreneurs successfully completed a multi-week educational program, mentoring, and pitches to receive seed funding for their businesses. The Microenterprise Program provided grants to five small

businesses that completed the program. These small businesses represented local professional services: landscaping, residential painting, power washing, a music recording studio and event planning.

Actions to Advance the Regional Priority

As we continue to weave our way out of the economic downturn resulting from the pandemic, the CNYREDC remains committed to the development and growth of entrepreneurs, as well as the regionally supported incubators that of which many of our entrepreneurs are currently supported and housed. Continuing programming such as regional competitions, mentorship programs and accessibility to low interest capital resources will allow for businesses to be guided from development to idea to business launch stage, fostering economic growth right here in Central New York.



Ribbon cutting at the new Casa Latina's grocery store in downtown Auburn.
Photo credit: Casa Latina's



Manufacturing Reflection

“The early stages of the pandemic forced our business into a partial shutdown. Our team needed to quickly find ways to keep our employees safe and socially distant, mitigate all supply chain challenges, and maintain manufacturing operations under this “new normal.” As with the rest of the world, technology was relied upon heavily to manage productivity of the staff on site while enabling work to be done remotely and transitioning to this was initially a struggle. However, as time went on, the necessary technology and digital transformation of our day-to-day operations helped us create a more flexible, nimble and responsive manufacturing environment and I remain incredibly proud of our team’s ability to adapt so quickly. Moreover, the opportunity to address our operations, streamline processes and further automate manufacturing operations has made our business more efficient and better prepared for any future workplace challenges or shortages. While this past year was nothing short of challenging, we choose to grow from this experience and apply these lessons to make Air Innovations more resilient and stronger than ever before.”

*Michael Wetzel,
CEO, Air Innovations*

The COVID-19 pandemic halted all manufacturing growth just as the sector was emerging from an 18-month slump. Now, about one year after the world shut down, the manufacturing sector has adapted and begun the road to recovery after enduring massive disruption and transformation. As an industry that works primarily on-site in physical spaces and with employees in house building products, the manufacturing sector was hit particularly hard. Adapting processes to meet demands, making swift transitions to meet the new ways of doing things through technology, and enduring supply chain restrictions and workforce shortages were just a handful of the enormous challenges manufacturers have endured.

After one full year of crisis management, manufacturers have learned a lot about their capabilities and taken the opportunity to learn how to adapt and come out stronger. For example, remote work had never been standard practice or a serious consideration for manufacturers, but with this shift came the opportunity to see employees continue delivering results and see a different way to do business. Necessary protocols were taken to reduce person-to-person contact and to reduce the spread of COVID, for workers to remain safe. These comprehensive safety procedures also improved overall efficiency and workforce safety. The need to pivot to manufacture new products, including PPE, gave many local manufacturers the opportunity to see new potential product and revenue streams for their businesses moving forward. These many necessary adaptations have led many to evaluate how new processes, ways of working, and adaptability could determine new directions and potential opportunities for the industry sector.

Overview of Progress Made

When the COVID-19 pandemic surged in New York State in early 2020, Governor Cuomo delivered an urgent call to regional manufacturers to immediately start producing Personal Protection Equipment (PPE). Central New York manufacturers responded quickly and adapted as necessary to ensure quality production of needed products and to keep employees healthy and safe.

Leaders of MACNY, The Manufacturers Association of Central New York and a small group of manufacturing leaders met to form a consortium and outline a process of “Keeping People Safe and Factories Running”



Cryomech's new manufacturing facility in Onondaga County.

Photo credit: Cryomech, Inc.

amid a global pandemic. From these discussions, the manufacturer's pledge was developed, and hundreds of businesses were able to safely open for business, many of which adapted production to develop PPE. As a result, the region was able to see many facilities open and operating, as well as growth and expansion for a number of our local manufacturers. A few of our regional successes include:

Cryomech: Cryomech's new 76,000 sq. ft. manufacturing facility in DeWitt sits on a 14-acre parcel which will allow for future expansion. This new manufacturing facility represents a major capital investment in CNY at approximately \$16.9 million and will create 19 jobs. Growing customer demand and increased production capacity were the driving forces in the move to a new facility. Several jobs have been added and this expansion will allow Cryomech to solidify its position as a global leader in product development.

Empire Polymer Solutions: Empire Polymer Solutions will be developing the former Syroco site by renovating and operating the 205,000 sq ft. building in the Town of Van Buren. This project is expected to create 70 jobs within the next five years and a projected investment of \$7 million.

Ultra Dairy: Ultra Dairy, which is a part of the Byrne Dairy family of companies, is expanding in Onondaga County and creating 64 new full-time jobs with an approximate investment of \$28.5 million. The Ultra Dairy is growing their aseptic processing capabilities by adding approximately 22,000 sq. ft. to its existing DeWitt facility.

Assessment of COVID-19 Related Challenges

Challenges of manufacturers aligned with most of the other's sectors: toeing the line between operating a profitable business, keeping employees safe and healthy, and adapting to the constantly changing guidelines for business operations to remain COVID compliant. The Manufacturers Association of Central New York worked with businesses throughout the pandemic identifying needs and concerns and working with Government to find ways to support the community sustaining manufacturers throughout the five-county region. Some of the top challenges that manufacturers faced include:

Employee Health & Safety: Those manufacturers that continued their operation—and those that shut down and then reopened and returned to production—found



▲ Air filtration systems manufactured by Healthyway during the pandemic. Photo credit: Healthyway

they had to prepare for a lasting need to maintain enhanced hygiene and physical social distancing. As operations and the world slowly started to open, up-to-date information on safety measures and access to materials and resources for safe opening practices are necessary.

Workforce: Prior to the pandemic, skilled workforce shortages were a top concern to manufacturers throughout the region. Good paying jobs were open, with few qualified candidates responding to help fill the shortage gap. Economic indicators already gauge that the number of employees required to fill open positions in high-tech careers across the state is higher than prior to the pandemic. Recent events provide a unique opportunity for employers in these sectors to recruit unemployed and underemployed individuals into these high-growth careers and positively impact their lives moving forward. Prior to COVID, 49% of New York State residents earned less than \$20 per hour. As we emerge from COVID, access to careers in high-tech, high-demand jobs, such as advanced manufacturing, with an average salary of \$71 thousand/year is more important than ever. COVID exposed the fragility of careers in industry sectors such as hospitality and food service. Conversely, high-tech fields are successfully emerging from the pandemic, while providing growing employment opportunities and skills-based training for their employees.

Supply chain: The COVID-19 pandemic has posed significant challenges for supply chains globally. Multiple national lockdowns continue to slow or even temporarily stop the flow of raw materials and finished goods, disrupting manufacturing as a result. The shortage of materials, in addition to the sharp increase in costs remaining a top concern for manufacturers as operations continue to open.

Compliance: Manufacturers have cited compliance and followed the many regulations businesses have adhered to from multiple sources including, but not limited to, New State DOH, DOL, CDC, OSHA and WHO guidelines. Constantly changing regulations, both within New York State and across State lines, made it challenging for businesses to keep up and still maintain operations.

Actions to Advance the Regional Priority

Given the undisputed importance of connecting strong economic community prosperity to a robust manufacturing sector, the CNYREDC continues to seek projects and initiatives that support advanced-sector innovation and growth in manufacturing companies of all sizes, increasing and improving available resources to identify, train and produce a highly-

skilled workforce. It does this while making strong and strategic investments in critical areas that support strong export activity, supply chain density and accessibility, and continued sector-located ecosystem development.

In addition to the support of strategic economic development projects, initiatives that help create a nimble business climate for manufacturers to operate in are also necessary. As we continue to adapt and recover from the COVID-19 crisis, manufacturers will continue to face uncertainty and challenges on numerous fronts. Businesses will need both immediate and long-term measures to be taken and addressed:

- **Prioritize workforce training models** put in place to attract and retain talent; develop an adaptable, skilled workforce to continue supporting the constantly developing needs of our sector.
- **Continue financial support and incentives** for state manufacturers as they adhere to State guidelines and continue to fully reopen their facilities and operations strategically and safely.
- **Provide continued guidance and support** to employers to ensure all updated safety and operational protocols are administered, including rapid COVID testing and accessibility to vaccines.
- **Offer Flexibility in Workforce Management.** The Department of Labor needs to continue adapting and relaxing rules surrounding operational schedules, allowing businesses to modify work schedules and shifts to allow for safe and efficient business operations to open and slowly ramp up operations.
- **Support and encourage technological advancements.** When the world shut down, manufacturers here and abroad were forced to adjust many of their typical operational procedures. Employees now working remotely, as well as the social distancing requirements and other workplaces requirements put in place, made for various operational and technological changes and advances in manufacturing. Because many promising state-led programs and tax incentives are contingent upon the number of jobs retained and added, we ask for considerations to be made to adjust these requirements to embrace many of the business decisions made to keep doors open and businesses operating.

The CNYREDC continues its strong commitment to providing the state and region's manufacturing sector with both the necessary resources and supported projects that will help this critical sector weather the storm, and slowly rebuild, recover, and continue creating world-class products and community sustaining jobs right here in our community.



Photo by Michael J. Okoniewski-NYS Fair

Tourism Reflection

“While all sectors experienced their share of economic distress with the onset of the pandemic, tourism has taken the brunt of the damage. People became quarantined and nearly all travel was banned, bringing all tourism activity to a standstill while the world attempted to stop the spread of the virus. While our community came together to support tourism businesses in a multitude of ways, economic recovery from this will be challenging and a struggle for the industry for years to come. Wide distribution of the vaccine has allowed for the slow and steady reopening of events and people to feel comfortable again going places, giving of our \$900 million industry a sense of hope for the future. Reinstatement of tourism activities such as The Great New York State Fair, the Syracuse Nationals and the return of New York Farm Days will be great economic boosts to our region and will help us on the road to recovery.”

*Danny Liedka,
President, Visit Syracuse*

As we continue to adapt and recover from economic losses resulting from the pandemic, supporting the region’s coveted tourism industry remains a top CNYREDC priority. From festivals to State Fairs, retail shops to restaurants, wineries, hotels, museums, conventions and beyond, the negative impacts on tourism were swift, strong and hard-hitting. Shut down and stay home orders caused immediate and unprecedented effects on job and business losses throughout the region. The CNYREDC will continue its commitment to work with this critical sector, understand their evolving needs and help this community adapt, recover and come back stronger and more resilient than ever.

Overview of Progress Made

With the closure and cancellation of nearly all tourism attractions and planned events, the tourism industry was in almost immediate need of assistance, resource opportunities and action to get through the tough times. Because many of these businesses were not deemed essential, closures remained in effect and restrictions were made in order to adhere to safety guidelines that, while necessary, continued to stifle the abilities of these businesses to operate. New York State, the regions and even the specific tourism sector communities all came together in providing as many resources and helping hands as possible in order to help get back on track. A few examples of regional adaptations and successes include:

Planning for the Future

The Visit Syracuse sales team worked with community and event leaders to proactively reach out to event



▲ *Biking the West Shore Trail, Onondaga Lake.*
Photo credit: Visit Syracuse



▲ *Movie filming continues safely during COVID-19. Photo credit: Visit Syracuse*

clients proposing postponement or rescheduling rather than cancelling events outright. As a result, 2020 resulted in a record year of future event bookings, scheduled to attract over 225k attendees to the region and create an estimated impact of \$40M.

Promotion of our Outdoor Venues

Regions such as Madison County, while also hit with devastating economic impacts, were able to take advantage of their natural outdoor tourist offerings earlier than most other sectors in tourism. Thanks to programs such as the State-led Roam the Empire, once outdoor destinations and activities were deemed safe, the County saw an actual increase in tourism in these areas, thanks in part to State initiated programs such as Roma the Empire. Widespread promotion attracted visitors to travel to Madison County and enjoy the biking, hiking, swimming, and camping resources all available in the community.

The Film Industry Back in Action

During the early stages of the pandemic, the Syracuse Film Office worked to secure two additional Qualified Production Facilities, the Center and the Redhouse Arts Center, to allow for filming to resume safely. Working with industry partners, and the State, a plan was developed and executed to continue or begin filming, making the Syracuse region one of the first areas in the Nation to safely reopen filming for production.

Wright's Landing Marina Reopening

On June 14, 2021, the new Wright's Landing Marina opened to boaters and community members. Upgrades included repairs and raising the docks, a new rainwater filtration system, new gift shop, marine fuel station, and others. These improvements were made

possible by investments from New York State through the REDI grant initiative and the Consolidated Funding Application.

Assessment of COVID-19 Related Challenges

Some sectors were able to come out of the pandemic only minimally unharmed, such as outdoor natural and rural destinations and attractions. However, for the remainder of the sectors, the economic hits were massive and are still being felt. Due to shutdowns and cancellations of events across the board, the hotel industry throughout the five-county region was completely decimated. Visit Syracuse reported that Onondaga County losses resulting from the pandemic forced 85% of the hotel industry workforce to be out of work. To put this in fiscal perspective, Room Occupancy Tax Collections were at \$7 million in 2019, with 2020 projections showing around \$2.75 million, or a \$4.25 million dollar loss due to the pandemic. Moreover, Cayuga County reported that due to cancellations of events such as Sizzlin' Summer Kickoff, Founder's Day, TomatoFest, and the weekly Music on the Mall series, not only were hotels at 10% of their usual capacity, retail shops and restaurants reported massive losses due to lack of foot traffic, losing out on revenue generated from these popular events.

Another devastating impact to the local economy was the cancellation of last year's Great New York State Fair. Having become the nation's third largest state fair in 2018, the Great NYS Fair typically attracts over 1.3M visitors from all over the state, Canada and beyond annually. This year, it was called off when COVID-19 infection rates had abated in NYS while rising to record numbers in other states. While emotions are high thanks to the announcement of the return of the Fair this year, the ripple effect of the previous year's cancellation continues to impact our regional economic stability and will continue for years to come.

Actions to Advance the Regional Priority

The crisis that is the COVID-19 pandemic and the economic turmoil that has come from it is slowly coming to an end, and now can be viewed as an opportunity to rethink tourism for the future. As we continue to work with the sector to slowly rebuild and recover, it is critical to collect and identify measures for both the short and long term that will help shape the regional tourism blueprint for tomorrow. In order to best assess the challenges remaining, consideration needs to address longer-term implications from the crisis, designing programs and services needed to support a stronger, more sustainable and resilient tourism economy for years to come. Some of the areas in need of continued assistance for the tourism community include:

Continued funding and resource programs

Of critical economic need to communities, businesses themselves must slowly and safely reopen, and then keep their operations open and running. Programs implemented during the crisis such as the City of Auburn’s Economic Recovery Support Program helped various food service and retail operations with resources needed to get over the hump, including local businesses Moonflower Macrons and the Octane Social House that had just opened their doors in early 2020. To continue doing this effectively, businesses will need strategic community support programs to rebuild their operations, and help with basic costs (rent, utilities, payroll) that normally would require no outside support.

Strategic tourism marketing campaigns

Businesses now struggle with the necessities for opening their businesses; state assistance on broad outreach to attract immediate and future visitors to our communities will be an indispensable resource. Successful programs such as Syracuse’s Step-Out campaign, Put the U Back in Syracuse and Roam the Empire will continue to help the industry slowly regain their financial footing and continue to promote their offerings through cohesive and strategic marketing

arms, extending to other parts of New York State and beyond.

Funding and programs for businesses to secure PPE resources

The act of restarting will strain resources for many businesses. We hope to continue seeing grants and/or other means available to small businesses, 501c6 organizations, and minority/women-owned businesses to assist with the recovery process, while promoting diversity and sustainability.

Continued Flexible Regulations and Mandates for Businesses

When abiding by state-mandated safety restrictions, many businesses lost their primary resources of revenue. The craft beverage industry (wineries, breweries and cideries) suffered due to tasting rooms being closed, retail businesses had inventory on their shelves with no foot traffic or customers to sell to, and restaurants found their facilities shut down and unable to serve their food in house. Continuing to work with these businesses and enabling them flexibility in mandates or regulations that might typically be in place such as employee shift restrictions, flexibility in capacities, and how businesses can serve alcoholic beverages allowed for businesses to weather through the storm and get creative in how they could find and serve their customers. Continued attention to the evolving needs is critical to the long-term sustainability of these businesses.

While the outlook for the Central New York tourism sector remains highly uncertain, we continue to hold confidence in our resurgence thanks in part to our most valued asset: our people. We have witnessed community collaboration of epic proportions: business owners helping other business owners, residents collaborating to help support businesses as best they can, and community leaders stepping up to support the many twists and turns encountered by our business community throughout the entire pandemic. The CNYREDC looks forward to continuing to serve and support the needs of the tourism industry.



Ribbon cutting at Moonflower Macarons.

Photo credit: CEDA



Unmanned Aerial Systems Reflection

“In a time where resources were slim and organizations sought out new ways of conducting business in a safe, contactless way, many looked to the drone industry for answers. By following State and CDC safety protocols, NUAIR, The New York UAS Test Site and Central New York partners were able to safely conduct multiple, meaningful UAS projects throughout the pandemic. We proved that drones can safely conduct quick, contactless deliveries of medical materials including unused COVID-19 test kits, between medical facilities over the urban landscape of Syracuse. NUAIR conducted two more parachute validations, increasing the available platforms people can utilize to conduct safe operations over people. We also conducted high-density urban drone operations, the most complex operation in Test Site history, safely flying and managing 18 aircraft simultaneously within 0.2 square-miles of airspace over downtown Rome. NUAIR continues to manage an \$897,000 NASA contract awarded to Oneida County for the development of advanced air mobility and vertiport technology, laying the groundwork for the future of aviation and personal transport via unmanned aircraft.”

*Ken Stewart
Chief Executive Officer, NUAIR*

In 2015, Governor Cuomo jump-started the region’s growth and prominence in the UAS industry through the significant investments made in the 50-mile drone corridor, UAS jobs funds, and NUAIR. These investments have caused Central New York to lead the national dialogue in integrating unmanned aerial systems into the national airspace for commercial purposes. Further advancements in this technology and support from the CNYREDC will continue to make us a leader in this important industry.

Overview of Progress Made

NUAIR enhances security and reliability of New York’s 50-mile drone corridor

NUAIR is installing AURA Network Systems’ wireless network, which is customized specifically for the aviation industry and beyond the visual line of sight capabilities, enhancing the commercial capabilities of New York’s 50-Mile Drone Corridor. When pilots are flying drones beyond visual line of sight, they need real-time, reliable communications that ensure safe operations, and AURA provides that kind of reliability. NUAIR continues to pave the way for advanced, commercial drone operations, and AURA’s technology will help even more companies integrate economically viable and scalable drone operations.

NUAIR advances scalable and economically viable drone medical deliveries

NUAIR collaborated with SUNY Upstate Medical University and DroneUp to see how many medical deliveries they could do with a drone over the city of Syracuse. To prove that drone deliveries can be scalable and economically viable the team conducted medical deliveries in three different locations throughout Syracuse: hospital to lab, hospital to surgery center and pharmacy to a second hospital. 52 successful deliveries were conducted over a week, and the team was able to streamline the process, getting to about 5 deliveries an hour. Round trip for the longest run (hospital to lab) was one mile (1/2 a mile each way) and only took a total of seven minutes to takeoff, deliver the package, and return to the hospital.

NUAIR lays automation groundwork for high-density vertiports

Oneida County was awarded an \$897,000 task order from NASA to develop a strategic plan that support’s NASA’s advanced air mobility (AAM) efforts. NUAIR manages the ongoing contact on behalf of Oneida County and the New York UAS Test Site, conducting



▲ Drone delivery over Syracuse. Photo credit: CenterState CEO

research in automation technology to support high-density vertiport operations that facilitate the vertical takeoff and landing of large-scale unmanned aircraft across populated areas (“flying taxis”).

Assessment of COVID-19 Related Challenges

NUAIR continued to thrive in 2020 and throughout the COVID-19 pandemic, including advanced drone deliveries of unused COVID-19 Test Kits and collaborating both in person and virtually on a major FAA project. NUAIR, The New York UAS Test Site and partners were able to continue UAS testing, projects and overall UAS advancement, continuing to draw business to Central New York.

NUAIR helps in the fight against COVID-19

In an attempt to help in the fight against COVID-19, NUAIR was part of the COVID-19 Humanitarian UAS (Unmanned Aircraft Systems) Response Partnership (CHURP). The CHURP team successfully transported unused COVID-19 test kits from one building to another on the SUNY Upstate Medical University Campus, showcasing quick, contactless deliveries using drones. The drone was able to safely fly across a populated area and make the delivery in about two minutes, a route that might take seven minutes by car. In a field where literally every second counts, this is a huge game-changer for the medical field.

New York UAS test site completes biggest and most technologically complex operation in test site history

The New York UAS Test Site at Griffiss International Airport in Rome, New York completed phase two of the Federal Aviation Administration’s (FAA) unmanned

aircraft traffic management pilot program (UPP). UPP Phase Two (UPP2) showcased capabilities and services that will support safe, high-density unmanned aircraft systems (UAS) or drone operations. The capabilities demonstrated included: remote identification services that will allow observers to identify nearby UAS, detect and avoid technology to prevent collisions, and public safety operations. More than 40 people from 13 different organizations came together, both physically and virtually, to complete the work outlined in UPP Phase Two. Three weeks of testing included over 100 live and simulated flights of both manned and unmanned aircraft. The UPP2 team reached their goal of high-density urban drone operations, with a peak density of 18 aircraft (15 live and 3 simulations) in the air at the same time, within 0.2 square miles of airspace over downtown Rome. Conducting these high-density airspace operations showcased the technologies and systems needed to create and implement an unmanned traffic management (UTM) system—a system needed for unlocking the full capabilities of drones for commercial applications like package delivery or medical supply drop-offs.

Actions to Advance the Regional Priority

Construct a world leading Unmanned Aerial System Tra½C Management (UTM) corridor

The highly advanced infrastructure and technology implemented throughout New York’s 50-mile UTM Corridor, coupled with years of advanced flights operations allowed NUAIR, the New York UAS Test Site and its partners to complete the biggest and most

technologically complex operation in test site history. More than 40 people from 13 different organizations from across the globe came to Griffiss International Airport or collaborated virtually to conduct this industry-changed endeavor. Three weeks of testing with over 100 live and simulated flights of both manned and unmanned aircraft resulted in a peak density of 18 aircraft flying safely in the same airspace (0.2 square miles) over downtown Rome. This project showcased that New York's UTM corridor has the technology and ability to monitor and track both manned and unmanned aircraft and that those aircraft have the technology to sense and avoid each other as well. The FAA, NASA and other industry stakeholders continue to select New York for major contracts and advancement needs because of the technology implemented throughout New York's 50-mile UTM Corridor and our track record of safe advanced operations.

Establish a National Unmanned Aerial System Standardized Testing and Rating (NUSTAR) facility

NUAIR continues to head the National UAS Standardized Testing And Rating (NUSTAR) initiative. NUAIR is applying their team's multifaceted research across the UAS spectrum, broad international engagement in standards development, knowledge of validated performance requirements, and deep flight test expertise to build NUSTAR as the "gold standard" for verification of conformity with government and industry standards. Under the NUSTAR umbrella, NUAIR has conducted five parachute standard validations, advancing the commercial drone delivery industry. Remote ID and Durability and Reliability

standards are still being finalized and NUAIR is prepared to validate products to those standards as well. There currently is no physical facility dedicated to NUSTAR, NUAIR conducts standards validations at Griffiss International Airport.

Support UAS business development, growth, and innovation

NUAIR continues to work with SUNY Upstate Medical University on advancing the reality of safe, efficient medical drone deliveries across Syracuse and other urban areas. They successfully transported unused COVID-19 test kits from one building to another on the SUNY Campus, showcasing quick, contactless deliveries using drones. To prove that drone deliveries can be scalable and economically viable, NUAIR and SUNY Upstate Medical University also tested medical deliveries from a hospital to a lab, hospital to surgery center and pharmacy to hospital, conducting 52 successful deliveries in a week, streamlining the process to about 5 deliveries an hour. NUAIR continues to work with and help state and local public safety organizations implement drones into their daily operations to help save time, money and lives. NUAIR has helped more than 25 agencies implement their drone programs and continues to partner with DRONERESPONDERS and the New York State Department of Homeland Security and Emergency Services to create trainings, operation manuals and events tailored specifically to public safety agencies. Over 3,500 flights have been conducted at the New York UAS Test Site, equating to over 850 total flight hours.



Statewide Priorities

Along with the six regional specific priorities detailed above, the CNYREDC will continue to focus its efforts on three statewide strategies. **Childcare and workforce development** which were areas of extreme concern before the pandemic remain critical focuses of the CNYREDC. Also, now more than ever we must address the serious effects of **environmental and economic justice** that have plagued our region for decades. Continuing to engage our workgroups and push for actionable items in these important areas must be a top priority in 2021.



Statewide Priorities: **Childcare**

Childcare is a multi-billion-dollar industry that employs tens of thousands of New Yorkers and affords parents the ability to work while their children are being cared for in a safe and healthy environment. Prior to the COVID-19 pandemic, childcare was already considered a multifaceted challenge with many implications for businesses and economic development. In 2019, the CNYREDC formed a Childcare Task Force, calling on experts and advocates from the five counties to identify the most pressing child care issues for the CNYREDC to focus on in the next year. After seeking community input, the preliminary findings outlined these major regional concerns: lack of available spaces in regulated child care programs, costs of childcare rivaling that of a college education and not feasible for families, shortages of skilled childcare providers due to low wages and lack of programs; and extremely low childcare wages due to child-to-adult ratios limiting revenue generation.

As we continue to weave our way through safely coming out of the pandemic, the CNYREDC remains committed to leaning on the recommendations of the Childcare Task Force and offering support to our childcare community as we begin to slowly rebuild and recover.

Overview of Progress Made

During the pandemic, childcare issues became even more glaring than ever before, and it is only worsening as businesses struggle to find employees, and employees struggle to find affordable quality childcare for the children to return. Childcare advocacy organizations that make up the CNY REDC Childcare Task Force continued to adapt and provide much-needed support and services to the childcare industry and business in our communities, many of which remained open as essential businesses to support frontline workers through the pandemic.

In May 2021, the CNYREDC Task Force reconvened to discuss the current childcare landscape and de-

termined the best strategic focus for the community and the future of the childcare industry was to address the overarching theme of workforce issues within the industry. These include finding available resources to allow for higher wages; more opportunities for training and apprenticeship-style programs to recruit childcare workers; and programs and resources for owners and operators of facilities to increase the number of quality programs and available slots for children.

Moreover, the regional task force was able to align the regional priorities with the recently released Statewide Childcare Task Force Report. The Statewide Child Care Task Force identified overarching childcare concerns Statewide and summarized the key findings and strategic focus to be four key areas: Childcare Affordability, Equitable Access to Childcare, High-Quality Childcare and Coordinated Systems. The Task Force will continue to adapt and monitor the regional priorities and ensure they support the Statewide recommendations moving forward.



▲ Staff at Worktrain create curriculum for the program.
Photo credit: CenterState CEO



Early education and childcare provided by Learn As You Grow.

Photo credit: Joshua LaGrow, Learn As You Grow

Assessment of COVID-19 Related Challenges

The issues that make childcare a challenging business model normally were only exacerbated by impacts from COVID-19. The childcare system never really closed in our region, and throughout the pandemic was forced to adapt their models to meet the evolving demands of the school systems and the workforce. Despite keeping their doors open to accommodate the closure of schools, financial implications were significant on the industry, one that already runs on razor thin margins to begin with. For one, providers incurred significant additional costs to meet required COVID-related health and safety measures. At the same time, they had to operate at a diminished capacity and lower enrollment so they were operating with decreased revenue.

When schools started to reopen, many of them adopted a hybrid model to remain socially distance compliant. Childcare yet again was necessary but in need of adaptations to align with school schedules and the needs of working parents. When some schools then started opening to full capacity, the childcare industry was yet again asked to realign their childcare availability and space in order to accommodate, a struggle for all facilities that the Task Force met with.

According to the Child Care and Development Council (A Division of Integrated Community Planning of Oswego County, Inc.) there were significant drops in capacity due to COVID-19 specifically in center-based care and family and group family daycare. Additionally, several of the Oswego County school-age programs are not operational at all—most of those were displaced from their care site which was within school buildings.

2020 Oswego County child care statistics from the Child Care and Development Council (A Division of Integrated Community Planning of Oswego County, Inc)

Type of Care	March 2020		June 2021	
	Number of Providers	Number of Slots	Number of Providers	Number of Slots
Family Child Care	34	272	30	240
Group Family Child Care	16	254	12	190
School Age Child Care	19	1189	9	507
Child Care Center	8	523	8	507
Head Start/Pre-K (Registered)	8	238	8	238
Total	85	2476	67	1736

Many programs are still operating at a diminished capacity in accordance with CDC and NYS guidance for reduced numbers. The above numbers are reflective of registered/licensed capacity if programs are able to operate at full capacity. There are an additional 9 school age programs that still have an active registration, but are not currently open and operating. In addition, programs have indicated an inability to open additional classrooms/slots due to a lack of qualified staff and high staff turnover.

Actions to Advance the Regional Priority

To ensure that childcare can continue to support the State needs as we slowly and strategically reopen our doors for business and get people back to work, support and services are needed from NYS:

Childcare Affordability

In addition to a lack of supply, in New York State the cost of childcare rivals the cost of a college education and consumes an extremely high percentage of family income. Many families have lost income due to the pandemic, and families with young school-age children are facing childcare costs they had not planned for. Families need help to afford childcare so they can go back to work.

Offer Resources to Help Offset Operating Costs

Most childcare programs only rely on parent fees for revenue. Those parent fees must cover all overhead expenses, staffing, insurance, supplies, etc. Childcare programs operate on extremely thin margins with little room for a decrease in revenue. If capacity changes, or parents’ ability to pay changes, programs

cannot maintain their appropriate staffing to operate. Likewise, parents are not able to pay higher rates to make up for the increased costs and lost revenue of a childcare program. In addition to funding allocated for childcare through the Federal CARES Act, REDC and other funding options must also be considered. Incentives such as subsidies in addition to parent fees to help the child care facilities offset the added costs they incurred would be helpful to the struggling industry.

Identifying Opportunities for Skilled Workforce Pipelines

Although the cost of care is high, child care wages are extremely low because the child-to-adult ratios limit the ability to generate revenue. As a result, the Childcare industry faces significant challenges in recruiting and retaining a high-quality workforce. Many employees who work for childcare centers are at or near the federal poverty line due to low wages. According to the US Bureau of Labor Statistics, the median wage for an early childcare worker is just \$22,000. This low pay rate leads to high employee turnover which can reduce the number of children that can be cared for while complying with adult-to-child ratios regulations. Turnover is also costly to the child care center in terms of recruitment and on-boarding requirements, and it is detrimental to children’s development. The Child Care task Force remains committed to identifying and developing a regional workforce pipeline system that will allow students to enter the childcare workforce and continue on the path as a rewarding career.



▲ Photo credit: Joshua LaGrow, Learn As You Grow



The issues caused by years of environmental and economic injustice overlap with many other socio-economic issues like safe housing, access to clean water and healthy food, obesity, poverty, and many others. It is for this reason that our efforts cannot be in a vacuum, but rather a collective effort with those already doing great work in our community to mitigate and solve these issues. The CNYREDC is committed to working with those partners to address the environmental disparities that exist, and create healthier, safer, more vibrant neighborhoods for everyone.

Overview of Progress Made

The CNYREDC has continued its work in creating an economic and environmental justice strategy for our region. This important work focused on many systemic inequities that exist throughout the region. For example, people who are lower income, women, and/or people of color or indigenous origin bear the pressure of environmental shortcomings and changes (i.e. access to lead mitigation or healthy food options) at a higher rate than others in our region. These communities disproportionately are affected by polluted air, contaminated water, and other environmental hazards. This is compounded by the fact that these communities do not have the resources to address these environmental issues.



▲ Landlords Renovate, Repair and Painting Training.
Photo credit: Homesite Fund, Inc.

As our regional strategy takes shape, state and federal programming is being made available to help alleviate some of the conditions created by these injustices.

- In January, the Department of Housing and Urban Development (HUD) announced \$360 million for the Office of Lead Hazard Control and Healthy Homes, including \$60 million for the Healthy Homes Program and \$95 million for lead-based paint reductions.
- In April, Governor Cuomo announced the launch of the New York Clean Transportation Initiative. The program offers up to \$85 million through three competitions for innovative global solutions to enhance clean transportation and mobility options and reduce harmful emissions across New York State with a focus on underserved communities. This includes \$10 million for the “Clean Neighborhoods Challenge” for innovative projects that address air pollution reduction at scale in disadvantaged communities

Supporting pioneering clean transportation and mobility solutions is imperative in our fight against climate change and our goal of electrifying the transportation sector. This initiative helps to leverage forward-thinking strategies and enables clean transportation options in all communities to fight inequality.”
— Governor Andrew Cuomo

- In June, Governor Cuomo announced \$34.2 million for clean water systems and local drinking water infrastructure projects.

While these programs represent just a small portion of the overall effort needed to combat these systemic issues, the CNYREDC will continue to prioritize these efforts and support expanded programming to meet the needs of our communities.

Assessment of COVID-19 Related Challenges

COVID-19 not only demonstrated how serious the effects of systemic inequities are in our region but demonstrated the dire need to enact policies that intentionally address our environmental justice issues. Looking back, we found that these communities bore a disproportionate share of the COVID-19 related effects. Many worked in jobs that were considered essential and as a result were put at risk of exposure at a higher rate. These same individuals most likely had to ride public transportation to get to their job, further exposing them to possible infection. For those who were forced to stay home faced troubles of their own. Many of the homes they are living in have issues with lead paint, asbestos, or other environmental hazards. Also, lacking access to the internet meant remote learning was difficult if not impossible for many students. Ensuring that our children not only live in a healthy home but have access to basic technology is critical so learning gaps do not continue to widen.

Actions to Advance the Regional Priority

Expand Effective Programming That Already Exists

Successful programs like the Green and Healthy Homes Initiative, Weatherization Assistance Program and the Green Jobs Green New York Energy Loan have proven effective tools to help people create healthier, greener homes. These programs need to continue to be funded and expanded making them more widely available.

Increase Urban Green Space

Support Onondaga earth corps, support Tree City USA cities work, support and expand community garden networks. Increasing urban green space will help mitigate local air pollution including PM 2.5 and enhance carbon sequestration capacity of communities.



▲ Produce available at an urban farmer's market. Photo credit: Allyn Foundation

Invest in Food Infrastructure

The ability to access healthy food due to food deserts and affordability is a serious problem leading to higher rates of heart disease, diabetes and high blood pressure. Infrastructure support to improve food security, including municipal food pantries (not just volunteer programs), and food processing infrastructure (food hubs, commercial kitchens for food prep/processing; food packaging and storage facilities) is vital to ensure everyone has access to safe and healthy food. We also need to support food cooperatives and our Black, Native, Latino/a farmers. This could include agricultural incentives for transitioning cropland from feed crops (or fuel crops) to food crops.



Onondaga County Earth Corps plants trees in the City of Syracuse.

Photo credit: Onondaga County Earth Corps.



Statewide Priorities: **Workforce Development**

As our economy begins to recover from the effects of COVID-19, industries are struggling to find a workforce able to meet the demand for jobs. The need and ability to identify workforce talent has been a priority strategic initiative of the CNYREDC, well before the COVID-19 pandemic. As a result, our region’s recovery plan post-pandemic is fortunate to be bolstered by a robust and diverse workforce training portfolio.

Overview of Progress Made

As our region adapts and recovers, we will do so using our widely acclaimed programs and services that have helped thousands of displaced or transitioning workers find good jobs, right here in our region. We will identify and adapt our programs to fit the current needs, working side by side with industry and government to create the most effective platform to best prepare the workforce needs in the wake of the pandemic.

Where our region is fortunate in this latest challenge lies in our wealth of workforce development and skilled labor programs that we have proudly curated, implemented and expanded on in previous years. In 2017, the CNYREDC created The Talent Task Force, with three top priority recommendations:

- Distinguish Central New York as a national leader in attracting, hiring, and retaining a diverse workforce

- Accelerate tailored talent acquisition for the region’s leading growth industries
- Unlock hidden pools of talent among nontraditional labor pools

Since its inception, the regional strategy has focused on the widely accepted approach of sector focused initiatives matching workers’ skills to the needs of any given industry and has done so through partnerships and community involvement. Additionally, our regional approach has focused on “career pathway” models, combining classroom training, real work experience and credential attainment as a successful and effective model for identifying, recruiting, educating and creating the region’s workforce talent for today and tomorrow.

Assessment of COVID-19 Related Challenges

To effectively restart the economy, local companies need to find appropriate candidates for their openings, and employees need to access and retain quality employment. The issues are complex and evolving rapidly. There are currently thousands of open jobs in the Syracuse area, but employees may be staying home to avoid COVID infection and/or to take care of family members. For low-income families, these are difficult choices between health and income; at the same time, companies are facing challenges to workplace safety and long-term sustainability. Overall, as the economy



▲ *New member orientation at the Tech Garden. Photo credit: CenterState CEO*

Generation Next is a CenterState CEO initiative to attract diverse talent to Central New York, foster opportunities for career advancement, and connect talented diverse professionals through social engagement and networking opportunities.

Photo credit: CenterState CEO



opens back up, unemployed individuals face many challenges in their effort to secure employment.

As the business community starts to slowly adapt and begin opening their doors to both employees and doing business, we are starting to see jobs reopen. As a result of the pandemic, many businesses have taken this opportunity to rethink and adapt the way they do business, even as they begin to reopen and work in their facilities. They may look different than they did before, but jobs are starting to become more available, and there are many opportunities for matching workers who have found themselves out of work with new jobs, even if training or retraining is necessary.

As we begin our economic rebuild, our community needs to continue the skilled industry and government workforce collaboration we have built in the past few years. Government needs to put in place and support measures, skilled workforce training and apprenticeship programs that will identify, train and place our community's displaced workers.

Actions to Advance the Regional Priority

Increase Access to Job Openings

Jobseekers without consistent access to a computer or the internet may have difficulty finding and applying for job opportunities. Individuals who are newly unemployed may need support on resume writing, interview skills, or the most efficient ways to look for work. Employers may need to recruit differently, or highlight their opportunities in new ways, including explanations of COVID safety precautions at the

workplace. While these needs are growing, in-person capacity in workforce organizations, computer centers and libraries is limited by COVID social distancing requirements.

Address the Apprenticeship Needs of Businesses Through the Manufacturers Intermediary Apprenticeship Program (MIAP)

In 2017, MACNY worked with business and Government to create the Manufacturers Alliance Intermediary Apprenticeship Program (NYSMIAP). This program came out of necessity: businesses were continuing to struggle with finding skilled workers to fill the many skilled labor. In the aftermath of the global pandemic, thousands of workers are finding themselves displaced, or out of work, due to layoffs, business closures or adapting how businesses are functioning. The MIAP program was built for a crisis of this magnitude. We will use our nationally acclaimed program to identify the current market and employer needs, and match those needs with ideal candidates, supporting throughout the entire training and retraining process.

Expand Transportation Options


Access to jobs in the Syracuse area is heavily dependent on access to transportation. For example, some well-paying, entry-level manufacturing, logistics and construction jobs located in the outskirts of the city are not easily accessible by bus or may require a car. Both employers and community organizations consistently voice these concerns as a systemic barrier to re-employment.

New Challenges

The COVID-19 pandemic was one of the most life-altering events we have seen in a century. People and businesses needed to quickly adapt to a changing landscape including learning remotely, working from home, shutting down businesses and wearing masks. These efforts were crucial to fighting the virus and saving lives. However, it also exposed weaknesses in our economy and has forced us to rethink many of our preconceived notions. Particularly hard hit were our healthcare, retail, and food service industries. Along with updating our regional priorities to meet the demands of a changing economy, the CNYREDC will focus its efforts to support these three industries as they begin to build back and help create strategies to make them more resilient to future disruptions to the economy.

Overview of COVID-19 Related Impacts

At the beginning of 2020, COVID-19 hit New York State harder than any other state in the country. Positivity rates were at almost 50% with new cases surging to almost 20,000 at the start of 2021. Hospitalizations were averaging almost 19,000 a day and total patients in the ICU peaked at over 5,000. As the numbers increased, fears that we would run out of hospital beds and incubators became real. As a result, we were forced to drastically alter our ways of life including completely changing how our healthcare system operated,



▲ Laboratory testing. Photo credit: Quadrant Biosciences

shutting down schools and places of business, and forcing people to remain home. While economically painful, this decision proved correct for our region as Central New York's daily positive cases peaked just above 900 and hospitalizations stayed below 500 for the duration of the pandemic.

While our infection rates stayed relatively low, the economy felt the harsh realities of the closures. Unemployment, which averaged 4.3% in 2019, soared to 16% in April of last year. Sales tax was down 6% from the same time in 2019, and some businesses who were forced to close were not able to reopen. Even today as we begin to return to some sense of normalcy, many people are still unable to return to work. Meanwhile, businesses are desperate to fill open positions. Bridging this divide, along with adapting to the new realities of a post-pandemic economy will be vital to creating the thriving regional economy we saw before COVID-19.

And while many people and industries are still struggling, studies show that the foundations of our economy remain strong. According to [Brookings](#), Syracuse and our region have further reason to be optimistic:

- **3.1% below** national average for vulnerable jobs at 16.4% of jobs
- **319th most vulnerable out of 380** MSAs for 'vulnerability ranking'
- Median hourly wage of \$19.48 is **2% above** the national average of \$19.14
- Broken down by Industry:
 - **37.21% of our Hospitality** jobs are vulnerable compared to 47% of hospitality jobs nation-wide
 - The share of **healthcare jobs that are vulnerable is 16.93%** in Syracuse which is lower than the national share of 18.7%
 - Highest number of vulnerable jobs by industry are: **9,472 in retail, 9,401 in hospitality, and 7,425 in healthcare.**

Central New York has faced challenges before, and those challenges have taught us that our people and businesses are tough, gritty and always ready to work. The strong foundations of the regional economy laid before the pandemic will be the building blocks to an even stronger economy. Syracuse was recently named to two lists of best cities to live post-pandemic by Business Insider, including #21 of best cities in the entire country and #3 of best cities in the northeast.

Additional Strategic Priorities

Food Service

Restaurants have experienced some of the greatest financial strains during COVID-19.

- NY State regulations initially required all restaurants to shut down seating and service. Some restaurants seized the opportunity to offer take-out orders, including alcohol to-go.
- When restaurants could offer outdoor seating, those with experience in outdoor dining (previous Sidewalk Café permits) were quick to set up tables and chairs outdoors.
 - ♦ Innovative steps included providing Curbside Pickup-only designated parking spaces, street closures for increased outdoor seating, and allowing sidewalk cafés to extend into neighboring ROW with written permission from adjacent property owners.

As vaccination rates continue to rise, more people are beginning to frequent these establishments more often. Programs like matching gift cards from counties have been successful in stimulating cash flow into the economy. However, more work still needs to be done to prepare the industry for future disruptions. Continuation of policies like alcohol-to-go and expanded outdoor seating, should be considered to provide flexibility to this hard-hit industry.



▲ Springtime dining in Armory Square, Syracuse.
Photo credit: Downtown Committee of Syracuse

Healthcare

As with most industries, the pandemic cast a glaring light on the enormous challenges and unique opportunities for health systems as they worked tirelessly to care for our community. Similar to public health crises from year's past, COVID-19 created an immediate need for healthcare to transition business models to become more resilient and more fluid in

terms of operations. With high-risk individuals forced to stay home, healthcare providers needed to find new and innovative ways to address patient health care needs. Health systems suddenly found themselves in immediate need to modernize their digital capabilities and infrastructure to support remote work and allow patients to see their health care providers virtually from the safety of their own home. Throughout the pandemic, the healthcare industry had to find creative solutions to overcome new challenges-and fast, all while handling COVID sick patients. These included:

- Utilizing new technologies and creative sourcing to acquire needed PPE;
- Creating surge capacity by flexing space in the hospital;



Crouse Health's team did not miss a beat during the COVID-19 pandemic, always putting patient care needs first in what has been a challenging time for all healthcare providers.

Photo credit: Crouse Health

- Finding new options for housing patients outside of hospitals;
- Sourcing multiple testing platforms to increase capacity, while using research to locally develop saliva-based tests; and
- Repurposing personnel to meet different daily needs, including sending staff downstate to assist in the hardest hit areas.

Despite the challenges laid out for our healthcare workers, they continued to serve our communities day in and out, adapting and evolving each day. The way the healthcare industry quickly responded and adapted to this crisis is greatly appreciated by the CNYREDC. As we move forward, the CNYREDC remains grateful and fully committed to providing support and resources needed so our healthcare system is prepared for future pandemics and other major health crises.

Retail

While office workers were able to shift relatively easily to a remote work environment, storefront businesses and those that rely on foot traffic did not fare as well. When the pandemic hit, only essential businesses could operate. This meant most businesses in the community were forced to close for a period of time.

- Losses impacted ability to purchase inventory for future shopping seasons: Revenue is generated during certain periods each year. Loss of revenues now leads to lack of capital availability for future inventory and challenges the ability to sustain operations and staff.
- Retailers have been reluctant to take on additional debt, instead expressing need for equity (grants) sources.
- Some retailers used the time to create an online presence and start the shift to online sales and delivery services. (e.g., Mixed Methods, a retail gift shop on Erie Boulevard in Hanover Square, instituted an online sales platform during the state-mandated shutdown).

As we rebuild our economy and reflect on the industries most affected by the pandemic, the CNYREDC will use the feedback to implement strategies ensuring these industries are more resilient in the future. This could include helping them access needed resources and support from the state and creating a workgroup to advise the council on the needs of the industry.

Actions to Advance New Strategic Priorities

Create Marketing Programs

Funding could be made available to market tourism opportunities within communities. These funds would support post-pandemic community emergence and sales tax generation.

- Marketing Campaigns like the “Put the U Back in Syrac_se” — a partnership between the Downtown Committee of Syracuse, Mower, Onondaga County and the City of Syracuse raised awareness for how people could safely and responsibly return to

their local businesses. It resulted in exceptionally high social media engagement, more than 300 scavenger hunt participants, and businesses said it was just what the community needed to remind people of all that downtown Syracuse has to offer.

- Downtown Syracuse has also launched a “Downtown is Open” campaign, funded through a \$20,000 SEDCO Grant. This campaign focuses on visual cues to alert visitors to businesses that are open by offering free, customized “open”



Ribbon Cutting at Reuse Refuge.

Photo credit: CEDA



flags as well as offers Cooperative Marketing Dollars awarded to businesses that collaborate on promotions and events that draw people into downtown Syracuse.

Support Wayfinding and Activation of Public Spaces

- **Wayfinding:** funds to enhance a community's "curb appeal" and support visitor friendliness by implementing comprehensive vehicular and pedestrian wayfinding programs to guide visitors to and between area destinations.
- **Activation of public spaces around businesses:** café lighting, façade programs, banner programs to improve aesthetics.
 - ♦ Downtown Committee of [Syracuse's Storefront Tips Guide](#) provides a model for businesses to follow. This Guide was recognized in 2021 with an International Downtown Association Award of Excellence for response to the COVID 19 pandemic.

Prioritize Investment in Resilient Strategies

- Consider more bike infrastructure if consumers are nervous about public transit.
- Invest in unused retail spaces — are they Certified for Occupancy so they can be put in service immediately — by pop-up shops, retail ventures? If not, what resources/incentives are there to finish these spaces to at least "vanilla box" condition? Help alleviate vacancy and blight, as it can cast a shadow over otherwise vibrant areas/detract from reopened businesses.
 - ♦ **Window wrap program:** provides a uniform approach to address the debilitating appearance of vacant storefronts.

- ♦ **Art in the windows:** partner with local artists to activate vacant spaces

Invest in Strategic Planning Funds

Create opportunities for communities to reimagine how to use vacant/underutilized spaces that have been created as a result of the pandemic. For example, we know the world of retail will be changing. Perhaps a downtown organization or municipality would be eligible to apply for a "Retail Reimagining Planning Grant" and through this fund a series of initiatives would be developed (bulleted below), all of which would also require a capital investment. This fund would result in transformations of streets and COVID-impacted communities because organizations would have the resources to be able to strategically plan for "what comes next" with an eye towards building a more resilient future.

- Window Wraps
- Arts in the Windows
- Pop-Up Shops/Events being hosted in these vacant spaces
- Funding support to create vanilla box spaces
- Use vacant spaces as an opportunity to address inequities of business owners



— Part Three —
Participation

Participation

Work Groups

The CNYREDC workgroups plan an essential role in helping the council perform its duties. Bringing together experts in a given sector allows the council to hear from knowledgeable voices about the issues they are facing and provides a forum for our members to ask questions. In 2021, four workgroups are actively convening on behalf of the council. They include:

- Agribusiness
- Alliance for Economic Inclusion
- Childcare Taskforce
- Environmental and Economic Justice Taskforce

Our workgroups are constantly being evaluated and new ones are added when deemed necessary. We expect the great work that occurred from these workgroups throughout the pandemic to continue in the coming year.

Agribusiness Workgroup

Agriculture is one of the most important sectors of our regional economy and the needs of our farmers and agribusinesses are unique. The Agribusiness workgroup is tasked with understanding those unique needs and ensuring our priorities align to meet them. They also serve as a voice in the farming community for the CNYREDC, making them aware of the work we are doing and helping them access needed funding for their projects.

Agribusiness 2021-2022 Members	
Brian Anderson	National Grid
Keven Bucklin	Cayuga Milk Ingredients
James Fayle	Empire State Development
Andrew Fish	Centerstate CEO
Kipp Hicks	Madison County IDA
Dave Knapp	Onondaga County Legislature
Daniel Kolinski	Empire State Development
Michael McMahon	EZ Acres Farm
Dan Palladino	Palladino Farms
Dave Rogers	SUNY Morrisville
Tom Shephard	Dairy Farmers of America
Nancy Weber	Oswego County Farm Bureau
Daniel Welch	Cornell Cooperative Extension

Alliance for Economic Inclusion

Founded in 2017, the Alliance for Economic Inclusion (AEI) is a 24-member council representing all five counties in Central New York. \$30 million from the CNY URI was allocated and has been awarded to support projects and strategies designed to ensure that regional economic growth translates into economic opportunity within our distressed communities.

As the Central New York region begins to see a transformation and revitalization in industries, infrastructure and cutting-edge technology, the high rates of poverty, especially amongst our minority communities, remains a priority that needs to be addressed. Estimates based on 2016 population data show **14.9% or 112,020 of CNY residents live in poverty** (Cayuga, Cortland, Madison, Onondaga, and Oswego Counties). The poverty rate is significantly higher in more populated centers like the City of Syracuse. The AEI council continues its work to identify projects that look to address the systemic issues of poverty that face our region.

Alliance for Economic Inclusion 2021-2022 Members	
Bernard Alex	Victory Temple Fellowship Church
Luke Avery-Dougherty	United Way of Central New York
Monica Brown	DSS: Economic Security Division
Rickey Brown	Home HeadQuarters, Inc.
James Fayle	Central New York Office, Empire State Development
Helen Hudson	Syracuse Common Council
Otis Jennings	City of Auburn
Chuck Mason	City of Auburn
J. Ryan McMahon	Onondaga County Legislature
Duane Owens	Onondaga County
Sharon Owens	City of Syracuse
Rita Paniagua	Molina Healthcare
Tim Penix	SUNY Syracuse Educational Opportunity Center
Roy Reehil	Oswego County
Frank Ridzi	CNYCF
Alden "Max" Smith	City of Oneida
Tim Stahl	City of Oswego
David Sutkowy	Say Yes to Education
Ahmeed Turner	Say Yes to Education
Matt Whitman	Cortland Area Communities That Care
Rhoda Wilson	Central New York Health Home Network (CNYHHN)

Childcare Taskforce

Long before the COVID-19 pandemic, affordable high-quality childcare was considered a multifaceted problem in the Central New York Region with many implications for businesses and economic development. In 2019, The Governor’s Agenda for the Regional Economic Development council was released with a provision to focus on childcare within each region.

The taskforce was designed to bring stakeholders from throughout the five-county region to collectively work together to make recommendations and solutions that will address this crippling economic development issue.

Childcare Taskforce 2021-2022 Members	
Laurie Black	Early Childcare Alliance
Karyn Burns-Gerling	MACNY
Sue Dale-Hall	Child Development Council
Karen Fabrizio	SUNY OCC
Jean Fetzko	SUNY OCC
Stephanie Fritz	SUNY Cortland
Nancy Jenner Gabriel	SUNY OCC
Kristina Gambitta	Cayuga Medical
Lindy Glennon	Cortland County Community Action Program Inc.
Zachary Griswold	Oswego County
Daniel Kolinski	Empire State Development Corporation
Brandy Koproski	Integrated Community Planning of Oswego County Inc
Josh LaGrow	Learn As Your Grow Early Education Childcare Centers
Patricia Martin	SUNY OCC
Lori Shakow	Child Care Solutions CNY
Richelle Singer	Madison County CC&R
Brian Tobin	City of Cortland
Kelly Tobin	Cortland YWCA
Kimberly Townsend	Loretto
Tracy Verrier	Cayuga Economic Development Agency, Inc.
Robin Walker	Happy Hearts Child Care Inc.
Bethann Wieder	Cortland County Community Action Program Inc.
Christina Wilson	Integrated Community Planning of Oswego County Inc
Anne Withers	Childcare Development Council



Children playing at a
Learn As You Grow facility.

Photo credit: Joshua LaGrow

Environmental and Economic Justice

In 2019, New York State Governor Andrew Cuomo established the Regional Economic Development Council priorities with a focus on Environmental Justice. This priority involves “Developing an economic and environmental justice strategy for the region.” In response, the CNYREDC appointed a taskforce to undergo this difficult task. The taskforce is charged with addressing environmental disparities that exist in Central New York communities and creating plans to address them. This effort is extremely important, especially in a post-pandemic world, to ensure every Central New Yorker enjoys a healthy and safe quality of life.

Environmental and Economic Justice 2021-2022 Members	
Aaron Baier	Access to Independence of Cortland County, Inc.
Marian Brown	Wells College
Karyn Burns-Gerling	MACNY
Pam Caraccioli	SUNY Oswego
Chris Carrick	CNY Regional Planning and Development Board
Lisa Davis Coward	Cornell Cooperative Extension
Adam Effler	Owasco Lake Watershed Management Council
Eric Ennis	City of Syracuse
James Fayle	Empire State Development
Lindy Glennon	Cortland County Community Action Program
Judith Grandy	Oswego County
Rodmon King	SUNY Oswego
Katelyn Kriesel	Hansen’s Advisory Services
Stefan Lutter	Madison County
Alison McCabe	Access to Independence of Cortland County, Inc.
Karen Noyes	Oswego County
Lanessa Owens-Chaplin	New York Civil Liberties Union
Sharon Owens	City of Syracuse
Me’Shae Rolling	Upstate Minority Economic Alliance
Lisa Sacco	Assemblywoman Pamela J. Hunter
Katherine Spector	SUNY Oswego
Lindsay Speer	Alliance for a Green Economy
Brandy Strauf	Cortland County Community Action Program
Lemir Teron	SUNY ESF

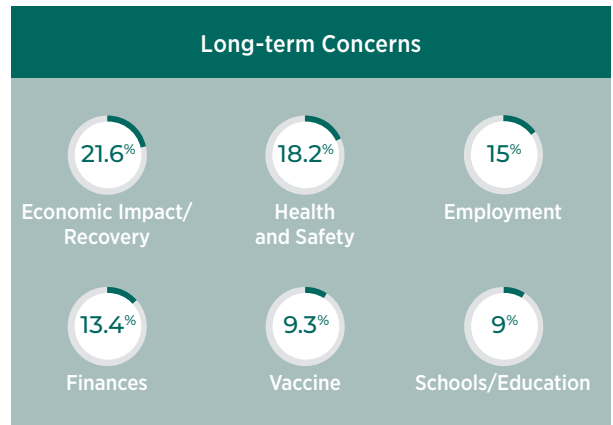
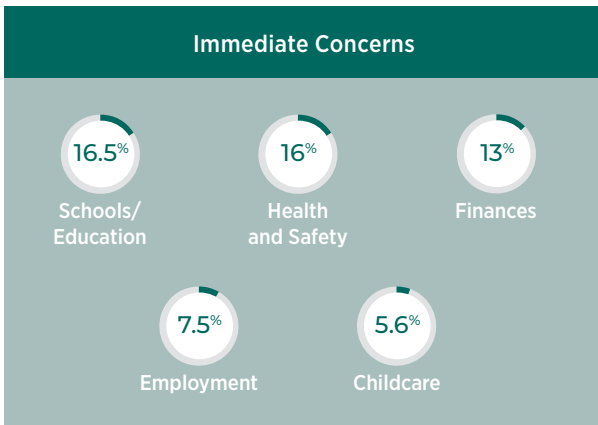
Public Engagement

While COVID-19 limited much of our ability to directly connect with the community, the CNYREDC still found innovative ways to engage the public. Particularly effective was a community impact survey created for local businesses to better understand their needs during the pandemic. The survey went live on August 24 and remained open until September 6. During those two weeks, 343 responses were collected. These responses were from all five counties and represented a diverse set of perspectives. Some key takeaways from the data include:

- Just over 20% of respondents were business owners.
 - ♦ Of those that were business owners, 71.5% were aware of financial assistance programs like PPP, EIDL and the NY Loan Fund.
 - ♦ 59% of these businesses applied for PPP, 13% applied for EIDL, and 39% did not apply for any of the funds.
- In terms of employment, 34% of respondents had little or no impact, 42% had some impact, and 24% had a lot or were completely impacted.



▲ Nurses from Upstate University Hospital prepared to head downstate to help with COVID-19. Photo credit: Upstate University Hospital



The CNYREDC plans to distribute a follow up survey to gauge additional needs in the post-pandemic economy and find ways to make our businesses more resilient to future disruptions.

Additionally, public forums were held throughout the spring of 2021 to make community members aware of new funding opportunities through the Consolidated Funding Application. These included a mix of virtual

and in person events, and were held in all five counties of the region. In total, seven forums were held with over 100 participants taking part. We anticipate continued engagement through meetings and project site visits as the economy continues to reopen.



▲ Lt. Governor Kathy Hochul visits with local businesses in Syracuse. Photo credit: CenterState CEO





— Part Four —

Previously Funded CFA Projects

Status of Past Priority Projects

Progress Made Since 2011

Prior to COVID-19, the CNY regional economy was experiencing its strongest growth in more than a decade. This growth and the success of the region did not happen by accident, but instead was the result

of intentional investments proposed by our Regional Council and funded by New York State. Since 2011 the CNYREDC has awarded nearly \$1.1 billion to more than 850 projects.

Progress Key Status

- Completed
- On Schedule
- Progressing Slowly
- Concerns
- Not Yet Executed
- Cancelled



Aggregated Status of All Past ESD Priority Projects

Project Status	Round 1	Round 2	Round 3	Round 4	Round 5	Round 6	Round 7	Round 8	Round 9	Total	% of All Projects
Blue: Completed	13	13	7	15	9	2	2			61	17.73%
Green: On Schedule	10	12	8	9	22	15	31	24	10	141	40.99%
Yellow: Progressing Slowly		2	2	0	0	0	2	0		6	1.74%
Red: Concerns	1	0	0	0	0	0	0	0		1	0.29%
Orange: Not Yet Executed	0	0	0	0	0	0	0	3	24	27	7.85%
Black: Cancelled	9	17	22	19	21	4	8	5	3	108	31.40%
Total Projects	33	44	39	43	52	21	43	32	37	344	

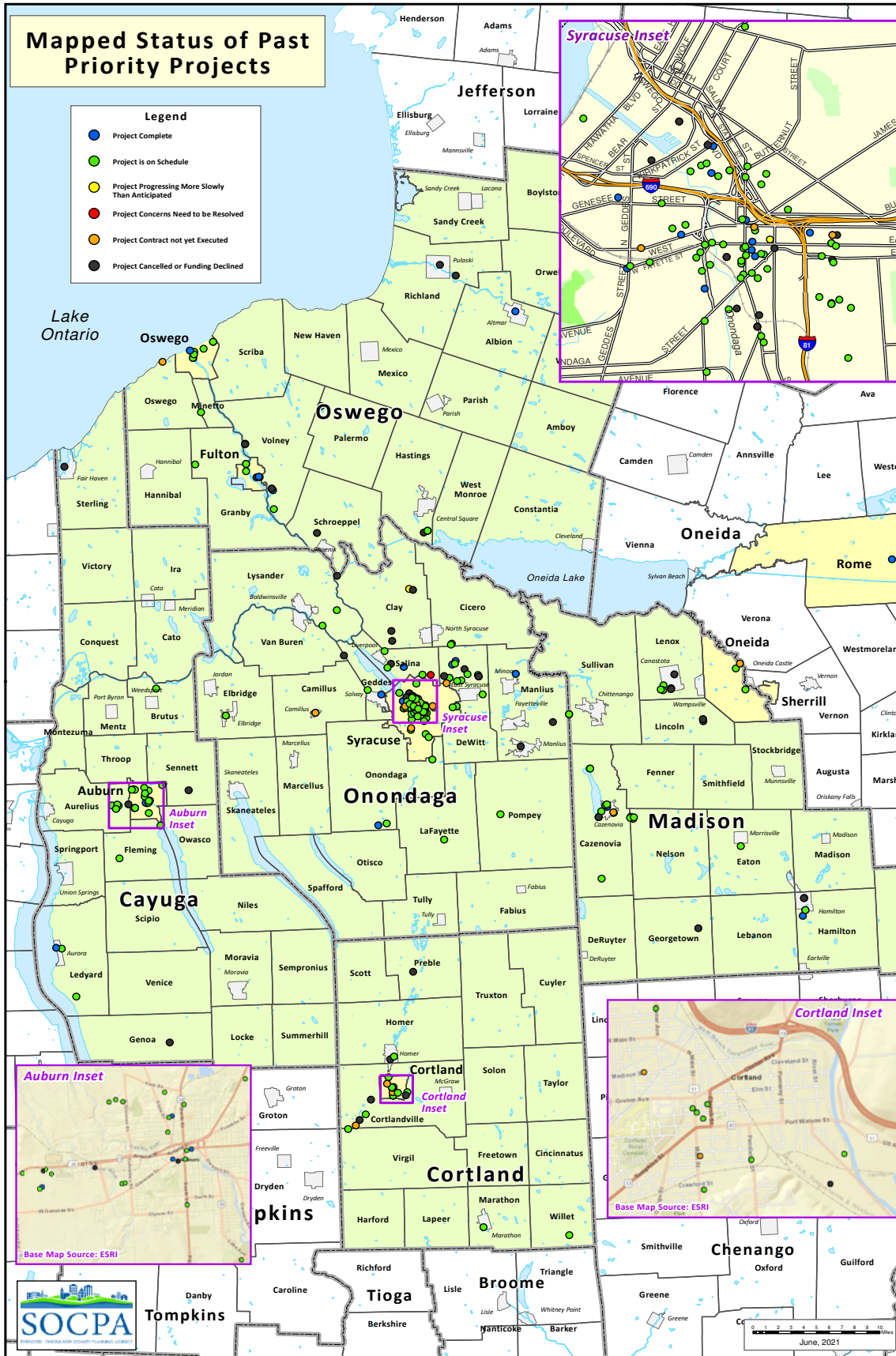
Leverage of State Investment in All Past Priority Projects

Round	Total Award	Total Project Cost	Total Projects	ROI
Round 1 ESD	\$27,471,430	\$323,538,026	20	12:1
Round 2 ESD	\$17,175,000	\$131,047,608	21	8:1
Round 3 ESD	\$10,960,000	\$118,729,592	14	11:1
Round 4 ESD	\$19,865,000	\$205,351,145	23	10:1
Round 5 ESD	\$20,922,029	\$279,610,515	28	13:1
Round 6 ESD	\$6,454,307	\$72,452,833	17	11:1
Round 7 ESD	\$17,097,500	\$115,148,508	30	7:1
Round 8 ESD	\$21,858,000	\$198,658,454	24	9:1
Round 9 ESD	\$31,527,000	\$316,252,367	31	10:1
TOTAL	\$173,330,266	\$1,760,789,048	208	10:1

Grant Only

Round	Total Award	Total Project Cost	Total Projects	ROI
Round 1 ESD	\$24,672,464	\$323,538,026	19	13:1
Round 2 ESD	\$14,500,000	\$131,047,608	21	9:1
Round 3 ESD	\$9,460,000	\$118,729,592	14	12:1
Round 4 ESD	\$19,865,000	\$205,351,145	23	10:1
Round 5 ESD	\$15,507,029	\$279,610,515	28	18:1
Round 6 ESD	\$5,264,307	\$72,452,833	17	14:1
Round 7 ESD	\$16,141,500	\$115,148,508	30	7:1
Round 8 ESD	\$16,318,000	\$198,658,454	24	12:1
Round 9 ESD	\$21,607,000	\$316,252,367	29	14:1
TOTAL	\$143,335,300	\$1,760,789,048	205	12:1

Geographic Distribution of Past Priority Projects



All Previously Funded CFA Projects

Summary Status of All CFA Projects

Project Status	Round 1	Round 2	Round 3	Round 4	Round 5	Round 6	Round 7	Round 8	Round 9	Total	% of All Projects
Blue: Completed	67	43	50	48	45	35	19	9	1	317	33.20%
Green: On Schedule	10	14	18	15	32	38	80	69	59	335	49.45%
Yellow: Progressing Slowly	1	2	2	0	1	0	4	3	0	13	1.64%
Red: Concerns	1	0	0	0	0	0	0	0	0	1	0.14%
Orange: Not Yet Executed	0	0	0	0	0	1	1	7	30	39	2.19%
Black: Cancelled	13	27	32	26	26	5	13	6	5	153	13.39%
Total Projects	92	86	102	89	104	79	117	94	95	858	



▲ A scow navigates the Erie Canal near Lock# 23 in Clay. Photo credit: Marybeth DeGroot

Leverage of State Investment in All CFA Projects

Round	Total Award	Total Project Cost	Total Projects	ROI
Round 1	\$81,318,457	\$458,526,712	79	6:1
Round 2	\$28,477,746	\$161,409,585	59	6:1
Round 3	\$27,742,404	\$736,680,731	70	27:1
Round 4	\$33,767,569	\$178,672,575	63	5:1
Round 5	\$32,993,812	\$316,770,855	78	10:1
Round 6	\$25,654,664	\$89,937,984	74	4:1
Round 7	\$47,048,641	\$259,076,199	104	6:1
Round 8	\$37,178,293	\$240,666,970	88	6:1
Round 9	\$45,015,052	\$369,803,735	90	8:1
TOTAL	\$359,196,638	\$2,811,545,346	705	8:1

Job Creation

Round	Projected Jobs Created	Projected Jobs Retained	Projected Jobs Total	Total Projects
Round 1	585	3,490	4,075	79
Round 2	576	3,091	3,667	59
Round 3	732	1,174	1,906	70
Round 4	613	2,799	3,412	63
Round 5	662	1,421	2,083	78
Round 6	322	313	635	74
Round 7	667	3,141	3,808	104
Round 8	65	1,033	1,098	88
Round 9	628	2,445	3,073	90
TOTAL	4,850	18,907	23,757	705



— Part Five —

Acknowledgments

ACKNOWLEDGMENTS

First, we would like to take a moment to thank all the healthcare workers, first responders, and essential workers who bravely showed up every day during the pandemic. Their courage and dedication are a shining example for everyone. Second, the writing and design of this report was the result of many people throughout the community contributing their time, energy and expertise. The product is a true collaboration of people who care deeply about this region and are committed to bringing back our economy better.

PHOTO CREDITS

Cover Page:

Cayuga Economic Development Agency, SUNY Upstate, Office of Governor Andrew M. Cuomo, CenterState CEO

Section 1:

Visit Syracuse

Section 2:

Madison County IDA

Section 3:

Operation Oswego County

Section 4:

Allyn Foundation

Section 5:

SUNY Upstate

Section 6:

Mike Allen

DESIGN AND EDITING TEAM

Marybeth DeGroot
Wayne Westervelt

WRITING TEAM

Zach Becker
Karyn Burns-Gerling
Kipp Hicks
Daniel Kolinski
Nora Spillane
Ben Sio
Rebecca Shiroff
Garry VanGorder
Tracy Verrier
Austin Wheelock

WORK GROUPS

Agribusiness

Brian Anderson
Keven Bucklin

James Fayle

Andrew Fish

Kipp Hicks

Dave Knapp

Daniel Kolinski

Michael McMahon

Dan Palladino

Dave Rogers

Tom Shephard

Nancy Weber

Daniel Welch

Alliance for Economic Inclusion

Bernard Alex

Luke Avery-Dougherty


Monica Brown

Rickey Brown

James Fayle

Helen Hudson

Otis Jennings



▲ *Sunset at West Pierhead Lighthouse in Oswego. Photo credit: Marybeth DeGroot*

Chuck Mason
J. Ryan McMahon
Duane Owens
Sharon Owens
Rita Paniagua
Tim Penix
Roy Reehil
Frank Ridzi
Alden “Max” Smith
Tim Stahl
David Sutkowy
Ahmeed Turner
Matt Whitman
Rhoda Wilson

Childcare

Laurie Black
Karyn Burns-Gerling
Sue Dale-Hall
Jennifer Edick
Karen Fabrizio
Jean Fetzko
Stephanie Fritz

Nancy Jenner Gabriel
Kristina Gambitta
Lindy Glennon
Zachary Griswold
Daniel Kolinski
Brandy Koproski
Josh LaGrow
Patricia Martin
Lori Shakow
Richelle Singer
Brian Tobin
Kelly Tobin
Kimberly Townsend
Tracy Verrier
Robin Walker
Bethann Wieder
Christina Wilson
Anne Withers

**Environmental and
Economic Justice**

Aaron Baier
Marian Brown

Karyn Burns-Gerling
Pam Caraccioli
Chris Carrick
Lisa Davis Coward
Adam Effler
Eric Ennis
James Fayle
Lindy Glennon
Judith Grandy
Rodmon King
Katelyn Kriesel
Stefan Lutter
Alison McCabe
Karen Noyes
Lanessa Owens-Chaplin
Sharon Owens
Me’Shae Rolling
Lisa Sacco
Katherine Spector
Lindsay Speer
Brandy Strauf
Lemir Teron



▲ Great Swamp Conservancy in Madison County. Photo credit: Madison County IDA



— Part Six —

Appendix:
List of All Past CFA Projects

Round	CFA #	Applicant	Project	Agency
Round 1	6684	Canal Society of NYS	Port Byron Restoration	Canals
Round 1	2090	Village of Fayetteville	Canal Landing Prk	Canals
Round 1	5319	C & S Engineers, Inc.	Worker Skills Upgrading	DOL
Round 1	8451	IV4, Inc.	Worker Skills Upgrading	DOL
Round 1	6509	Madison-Oneida BOCES	Unemployed Worker	DOL
Round 1	7417	Marquardt Switches, Inc.	Worker Skills Upgrading	DOL
Round 1	5502	Syracuse University	Unemployed Worker	DOL
Round 1	7176	Welch Allyn, Inc.	Worker Skills Upgrading	DOL
Round 1	5532	Springport (T)	Springport Comprehensive Plan	DOS
Round 1	7424	City of Syracuse	Syracuse International Airport: Emergency Operations Center (EOC)	DOT
Round 1	7362	Finger Lakes Railway Corp.	Auburn Transload Terminal Improvement	DOT
Round 1	7049	Port of Oswego Authority	East Terminal Connector Project	DOT
Round 1	3295	Skaneateles Aerodrome, LLC	Skaneateles Aerodrome: Taxiway Replacement, Hangar Construction, and Electrical Feed	DOT
Round 1	7438	The New York, Susquehanna and Western Railway Corp.	Cortland Transload Terminal	DOT
Round 1	4083	Onondaga County	Washington Street - Green Streets	EFC
Round 1	7735	Onondaga County	Save the Rain Downspout Disconnection Program	EFC
Round 1	6089	The Research Foundation of SUNY at SUNY ESF	Gateway Building Green Roof	EFC
Round 1	7238	Village of East Syracuse	Roof Drain and Sump Pump Relocation	EFC
Round 1	9570	C Speed, LLC	C Speed Excelsior	ESD
Round 1	5775	Cayuga Milk Ingredients, LLC	Cayuga Milk Ingredients, LLC	ESD
Round 1	5775	Cayuga Milk Ingredients, LLC	Cayuga Marketing Capital	ESD
Round 1	2837	Champlain Valley Specialty of NY, Inc.	Champlain Valley Specialty of NY, Inc.	ESD
Round 1	6501	Cooper Industries/Crouse-Hinds Div.	Cooper Crouse-Hinds Excelsior	ESD
Round 1	4210	COR Development Company, LLC	COR Loguen Crossing Phase I	ESD
Round 1	6016	COR Development Company, LLC	COR Inner Harbor Capital - Phase I	ESD
Round 1	7544	CORTLAND COUNTY IDA	Cortland County Industrial Development Agency Capital	ESD
Round 1	5641	Cortland Downtown Partnership	Cortland Downtown Partnership Capital	ESD
Round 1	6844	Cortland Plastics International, LLC	Cortland Plastics International Capital	ESD
Round 1	2711	CURRIER PLASTICS, INC.	Currier Plastics Capital	ESD
Round 1	2711	CURRIER PLASTICS, INC.	Currier Plastics, Inc.	ESD
Round 1	2711	CURRIER PLASTICS, INC.	Currier Plastics	ESD
Round 1	1983	EBAC, LLC	Owera Vineyards Capital	ESD
Round 1	6370	Ephesus Lighting, Inc.	Ephesus Technologies Capital	ESD
Round 1	6715	FULTON THERMAL CORPORATION	Fulton Thermal Corporation	ESD
Round 1	7811	Grassman Performance Energy, LLC	Grassman Performance Energy Excelsior	ESD
Round 1	7730	HealthWay Home Products, Inc.	HealthWay Home Products Capital	ESD
Round 1	7495	Huhtamaki, Inc.	Huhtamaki Excelsior	ESD

Program	CFA Award	Total Project Cost	Funds Disbursed to Date	Status
NYS Canalway Grant Program	\$150,000	\$960,100	\$150,000	Blue
NYS Canalway Grant Program	\$150,000	\$517,420	\$121,609	Blue
Business Hiring and Training Incentives - Worker Skills Upgrading	\$13,128	\$13,128	\$-	Black
Business Hiring and Training Incentives - Worker Skills Upgrading	\$49,115	\$48,050	\$31,250	Blue
Unemployed Worker Skills Training	\$42,000	\$40,000	\$24,648	Blue
Business Hiring and Training Incentives - Worker Skills Upgrading	\$47,700	\$47,700	\$-	Black
Unemployed Worker Skills Training	\$50,000	\$50,000	\$36,250	Blue
Business Hiring and Training Incentives - Worker Skills Upgrading	\$17,500	\$17,500	\$17,500	Blue
Local Waterfront Revitalization	\$50,000	\$100,000	\$5,408	Blue
Aviation Bond Project	\$810,000	\$900,000	\$810,000	Blue
Rail & Port Bond Project	\$508,240	\$635,300	\$185,179	Blue
Rail & Port Bond Project	\$1,750,000	\$2,587,500	\$1,749,289	Blue
Aviation Bond Project	\$597,081	\$746,351	\$597,081	Blue
Rail & Port Bond Project	\$917,442	\$1,019,380	\$870,809	Blue
Green Innovation Grant Program	\$819,000	\$824,454	\$733,454	Blue
Green Innovation Grant Program	\$472,000	\$578,000	\$472,000	Blue
Green Innovation Grant Program	\$413,000	\$780,108	\$413,000	Blue
Green Innovation Grant Program	\$279,000	\$373,250	\$279,000	Blue
Excelsior Jobs Program	\$1,528,200	\$4,325,000	\$-	Black
Excelsior Jobs Program	\$1,022,845	\$71,247,944	\$600,000	Green
Regional Council Capital Fund	\$3,000,000	\$101,115,104	\$2,500,000	Blue
Excelsior Jobs Program	\$800,000	\$4,550,000	\$254,418	Green
Excelsior Jobs Program	\$298,966	\$2,339,000	\$-	Green
Regional Council Capital Fund	\$3,600,000	\$4,084,900	\$3,600,000	Blue
Regional Council Capital Fund	\$3,000,000	\$3,351,019	\$3,000,000	Blue
Regional Council Capital Fund	\$350,000	\$850,000	\$-	Black
Regional Council Capital Fund	\$500,000	\$955,863	\$637,903	Green
Regional Council Capital Fund	\$100,000	\$680,000	\$100,000	Blue
Regional Council Capital Fund	\$750,000	\$20,820,500	\$-	Green
Excelsior Jobs Program	\$1,000,000	\$20,820,500	\$523,404	Blue
Economic Development Purposes Fund	\$750,000	\$20,820,500	\$750,000	Blue
Regional Council Capital Fund	\$994,000	\$4,046,977	\$994,000	Blue
Regional Council Capital Fund	\$150,000	\$585,203	\$112,500	Green
Excelsior Jobs Program	\$349,000	\$2,600,000	\$-	Black
Excelsior Jobs Program	\$716,500	\$716,500	\$-	Black
Regional Council Capital Fund	\$100,000	\$900,000	\$-	Black
Excelsior Jobs Program	\$152,741	\$-	\$-	Black

Round	CFA #	Applicant	Project	Agency
Round 1	6577	Inns of Aurora, LLC	Rowland House Capital	ESD
Round 1	8217	Matt Industries, Inc.	Matt Industries Capital	ESD
Round 1	4835	Musical Theatre Festival, Inc. d/b/a Finger Lakes Musical Theatre Festival	Finger Lakes Musical Theatre Festival Capital	ESD
Round 1	6223	Nojaim, Inc.	Nojaim Capital	ESD
Round 1	7579	NYS HFA	James St Apts	ESD
Round 1	7943	NYS HFA	Greenway Apartments	ESD
Round 1	6529	Onondaga Convention Center Hotel Development Corporation	OCIDA-White Pine Commerce Park (Clay Business Park) - Capital	ESD
Round 1	6529	Onondaga County IDA	Clay Business Park	ESD
Round 1	6800	PDJ, Inc.	Johnson Brothers Lumber Aquaculture Capital	ESD
Round 1	6274	Southside Community Coalition, Inc.	Southside Community Coalition Capital	ESD
Round 1	5058	St. Joseph's Hospital Health Center	St. Joseph's Hospital Health Center Capital	ESD
Round 1	6419	SUNY Upstate Medical University	CNY Biotechnology Accelerator Buildout Capital	ESD
Round 1	7457	Syracuse Center of Excellence in Environmental	Syracuse University NYE - RIC Capital	ESD
Round 1	5986	Syracuse Economic Development Corporation	Sibley's Parking Garage Capital	ESD
Round 1	7427	Teti Bakery USA, Inc.	Teti Bakery Excelsior	ESD
Round 1	8071	United Healthcare	United Healthcare - Excelsior RC1	ESD
Round 1	8071	United Healthcare	United Healthcare Service Capital	ESD
Round 1	7375	Washington Street Partners, Inc.	Merchants Commons Capital	ESD
Round 1	14094	Arise Child And Family Service, Inc.	SYRACUSE ACCESS TO HOME PROGRAM	HCR
Round 1	14078	Bishop Sheen Ecumenical Housing Foundation, Inc.	TIOGA/TOMPKINS/CAYUGA	HCR
Round 1	14092	Bishop Sheen Ecumenical Housing Foundation, Inc.	CAYUGA	HCR
Round 1	14018	Cayuga County Homesite Development Corporation	MOBILE HOME REPLACEMENT FOR CAYUGA COUNTY	HCR
Round 1	4510	City of Cortland	ALPLA, Inc	HCR
Round 1	14166	City of Cortland	City of Cortland Multi-Family Acquisition Rehabilitation Program	HCR
Round 1	14227	City of Oswego	City of Oswego Westside Disinfection Project	HCR
Round 1	14178	Cortland Housing Assistance Council	Cortland County Purchase-Rehab	HCR
Round 1	14179	Empire Housing & Development Corp.	Syracuse Purchase-Rehab Program	HCR
Round 1	14142	Habitat for Humanity NYS	HFH-NYS 2011	HCR
Round 1	14063	HOME HEADQUARTERS, INC.	SYRACUSE NEIGHBORHOOD REVITALIZATION PROGRAM 2011	HCR
Round 1	7604	Home Leasing, LLC	Centerville Court Apts	HCR
Round 1	7604	Home Leasing, LLC	Centerville Court Apts	HCR
Round 1	14019	Homsite Fund, Inc.	HOME REPAIR FOR CAYUGA COUNTY	HCR
Round 1	14020	Homsite Fund, Inc.	HOME REPAIR FOR CAYUGA COUNTY	HCR
Round 1	3621	Housing Visions Consultants, Inc.	S.E. Payne Cornerstone	HCR
Round 1	3621	Housing Visions Consultants, Inc.	S.E. Payne Cornerstone	HCR
Round 1	8019	Housing Visions Unlimited	VanKeuren Square	HCR
Round 1	8019	Housing Visions Unlimited	VanKeuren Square	HCR

Program	CFA Award	Total Project Cost	Funds Disbursed to Date	Status
Regional Council Capital Fund	\$250,000	\$8,395,585	\$250,000	Blue
Regional Council Capital Fund	\$150,000	\$632,000	\$150,000	Blue
Regional Council Capital Fund	\$751,450	\$6,500,000	\$-	Black
Regional Council Capital Fund	\$1,000,000	\$2,516,551	\$1,000,000	Blue
Industrial Development Bond Cap	\$9,000,000	\$16,300,722	\$9,000,000	Blue
Industrial Development Bond Cap	\$14,000,000	\$23,676,933	\$14,000,000	Blue
Regional Council Capital Fund	\$1,517,050	\$6,200,000	\$-	Green
Industrial Development Bond Cap	\$5,200,000	\$6,200,000	\$-	Black
Regional Council Capital Fund	\$150,000	\$1,710,000	\$-	Green
Economic Development Purposes Fund	\$394,000	\$1,021,106	\$444,000	Blue
Regional Council Capital Fund	\$2,500,000	\$113,354,914	\$1,014,957	Green
Regional Council Capital Fund	\$1,950,000	\$17,859,778	\$1,161,634	Green
Regional Council Capital Fund	\$3,000,000	\$8,700,000	\$3,000,000	Blue
Regional Council Capital Fund	\$1,600,000	\$3,974,461	\$533,333	Green
Excelsior Jobs Program	\$300,000	\$5,700,000	\$-	Red
Excelsior Jobs Program	\$1,652,414	\$1,652,214	\$-	Black
Regional Council Capital Fund	\$250,000	\$-	\$-	Black
Regional Council Capital Fund	\$837,500	\$12,500,000	\$837,500	Blue
Access to Home	\$300,000	\$326,691	\$120,493	Blue
Access to Home	\$300,000	\$480,000	\$299,550	Blue
HOME	\$400,000	\$469,320	\$400,000	Blue
HOME	\$324,000	\$504,000	\$324,000	Blue
Community Development Block Grant (CDBG) Economic Development	\$132,000	\$2,812,000	\$132,000	Blue
CDBG - Housing	\$400,000	\$1,010,400	\$400,000	Blue
CDBG - Public Infrastructure	\$300,000	\$2,299,534	\$299,656	Blue
Affordable Home Ownership Development Program (AHC)	\$375,000	\$1,635,000	\$371,809	Blue
Affordable Home Ownership Development Program (AHC)	\$875,000	\$3,320,500	\$875,000	Blue
Affordable Home Ownership Development Program (AHC)	\$900,000	\$3,815,433	\$900,000	Blue
HOME	\$1,000,000	\$3,818,727	\$960,000	Blue
Federal Low Income Housing Tax Credit	\$850,000	\$15,854,503	\$850,000	Blue
Housing Trust Fund	\$2,274,255	\$15,854,503	\$2,274,255	Blue
RESTORE	\$75,000	\$116,500	\$51,323	Blue
HOME	\$700,000	\$950,000	\$562,440	Blue
Federal Low Income Housing Tax Credit	\$770,000	\$10,215,070	\$770,000	Blue
Housing Trust Fund	\$2,292,142	\$10,215,070	\$2,292,142	Blue
Federal Low Income Housing Tax Credit	\$579,877	\$11,402,628	\$566,919	Blue
Housing Trust Fund	\$2,400,000	\$11,402,628	\$2,325,801	Blue

Round	CFA #	Applicant	Project	Agency
Round 1	5357	Madison County	Madison County Microenterprise Assistance Program	HCR
Round 1	6689	Madison County	NY Beef Farmer's Cooperative	HCR
Round 1	14176	Onondaga County	Onondaga County Neighborhood Rehab	HCR
Round 1	14177	Onondaga County	Onondaga County Purchase-Rehab	HCR
Round 1	14064	Onondaga County Community Development	2011 ONONDAGA COUNTY ACCESS TO HOME PROGRAM	HCR
Round 1	14079	Onondaga County Community Development	2011 ONONDAGA COUNTY RESTORE	HCR
Round 1	14180	Southern Hills	Southern Hills First-Time Homebuyer	HCR
Round 1	14022	Stoneleigh Housing, Inc.	RESTORE 2011	HCR
Round 1	8723	Syracuse IV Star Redevelopment, LLC	Roosevelt & Hillside Apts	HCR
Round 1	6887	Town of Aurelius	Construction of the Aurelius Wastewater Pump Station	HCR
Round 1	14167	Town of Cortlandville	Town of Cortlandville Housing Rehabilitation Program	HCR
Round 1	14205	Town of Marathon	Town of Marathon Housing Rehabilitation Program	HCR
Round 1	14194	Village of Homer	Village of Homer Housing Rehabilitation Program	HCR
Round 1	14231	Village of Phoenix	Village of Phoenix Sanitary Sewer System Improvements	HCR
Round 1	8570	Onondaga County	Cleaner Greener Communities Phase I: Regional Sustainability Planning Grants	NYSERDA
Round 1	6511	Discovery Center of Science and Technology	MOST Roof Repair and Building Restoration	Parks
Round 1	2041	Howland Stone Store Museum	Stabilization and Rehabilitation	Parks
Round 1	5934	Lime Hollow Nature Center, Inc.	Osbeck Acquisition	Parks
Round 1	6883	University Neighborhood Preservation Association, Inc.	Babcock-Shattuck Home Restoration	Parks
Round 2	18165	Madison County Agricultural Economic Development	Growing Upstate Food Hub	Ag_and_Markets
Round 2	16216	Port of Oswego Authority	Port of Oswego Agriculture Handling Project	Ag_and_Markets
Round 2	15409	Central NY Jazz Arts Fndn	Cultivating Resources in the Arts for Value in our Economy (CRAVE) Festival and Conference	Arts
Round 2	18919	CNY Arts Inc	Initiative to Develop Audiences & Services, IDEAS	Arts
Round 2	19373	Erie Canal Museum	History Happens Here: Beeline to Bville	Arts
Round 2	18705	Everson Museum of Art	Gustav Stickley House	Arts
Round 2	17260	Syracuse University	Talent Agency	Arts
Round 2	13813	Village of Fayetteville	Canal Landing Park Phase 2	Canals
Round 2	16224	Village of Phoenix	Pavilion and Restrooms	Canals
Round 2	19024	Town of Constantia	Sewer District Engineering Study	DEC
Round 2	17416	Village of Marcellus	Wastewater Engineering Study	DEC
Round 2	18295	Currier Plastics, Inc.	Currier Plastics, Inc. - Existing Employee Training	DOL
Round 2	19472	Cayuga (Co)	Owasco Lake Watershed Management and Waterfront Revitalization Plan	DOS
Round 2	18474	Onondaga (Co)	Onondaga Loop the Lake Trail	DOS
Round 2	15301	Syracuse (C)	Bridge Removal at Onondaga Creek	DOS
Round 2	17080	Syracuse University	Carrier Dome Rainwater Harvesting and Reuse	EFC
Round 2	14507	3Gi Terminals, LLC	3Gi CNYIP Capital	ESD
Round 2	16552	400 South Salina Street, LLC	Sibley's Building Redevelopment Capital	ESD

Program	CFA Award	Total Project Cost	Funds Disbursed to Date	Status
Community Development Block Grant (CDBG) Economic Development Microenterprise	\$200,000	\$218,943	\$60,220	Blue
Community Development Block Grant (CDBG) Economic Development	\$250,239	\$1,405,239	\$-	Black
Affordable Home Ownership Development Program (AHC)	\$300,000	\$1,000,000	\$300,000	Blue
Affordable Home Ownership Development Program (AHC)	\$300,000	\$1,830,000	\$282,000	Blue
Access to Home	\$300,000	\$375,000	\$300,000	Blue
RESTORE	\$75,000	\$150,000	\$75,000	Blue
Affordable Home Ownership Development Program (AHC)	\$360,000	\$1,524,660	\$330,000	Blue
RESTORE	\$75,000	\$150,000	\$57,832	Blue
Federal Low Income Housing Tax Credit	\$1,219,136	\$12,547,328	\$1,219,136	Blue
Community Development Block Grant (CDBG) Economic Development	\$750,000	\$835,000	\$744,889	Blue
CDBG - Housing	\$400,000	\$400,000	\$400,000	Blue
CDBG - Housing	\$400,000	\$400,000	\$400,000	Blue
CDBG - Housing	\$400,000	\$400,000	\$398,637	Blue
CDBG - Public Infrastructure	\$400,000	\$7,200,000	\$400,000	Blue
Cleaner, Greener Communities Regional Sustainability Planning Program	\$1,000,000	\$1,240,068	\$998,850	Blue
Heritage Areas System Acquisition, Development and Planning	\$300,000	\$533,300	\$245,890	Yellow
Historic Property Acquisition, Development and Planning	\$400,000	\$800,000	\$400,000	Blue
Park Acquisition, Development and Planning	\$53,308	\$71,077	\$51,883	Blue
Historic Property Acquisition, Development and Planning	\$200,000	\$773,000	\$200,000	Blue
Agriculture Development Program	\$500,000	\$500,000	\$150,000	Blue
Agriculture Development Program	\$250,000	\$500,000	\$250,000	Blue
Art Project Grant	\$62,000	\$88,000	\$18,600	Blue
Art Project Grant	\$150,000	\$300,000	\$101,500	Blue
Art Project Grant	\$100,000	\$200,000	\$30,000	Blue
Art Project Grant	\$50,000	\$100,000	\$15,000	Blue
Art Project Grant	\$58,375	\$116,750	\$17,512	Blue
NYS Canalway Grant Program	\$150,000	\$300,000	\$75,000	Blue
NYS Canalway Grant Program	\$50,000	\$100,000	\$50,000	Blue
CWSRF Engineering Planning Grant Program	\$30,000	\$37,500	\$30,000	Blue
CWSRF Engineering Planning Grant Program	\$30,000	\$37,500	\$30,000	Blue
Worker Skills Upgrading - Existing Employee Training	\$100,000	\$100,000	\$25,608	Blue
Local Waterfront Revitalization	\$75,000	\$150,000	\$74,990	Blue
Local Waterfront Revitalization	\$75,000	\$150,000	\$75,000	Blue
Local Waterfront Revitalization	\$485,000	\$970,000	\$-	Black
Green Innovation Grant Program	\$1,350,000	\$1,497,614	\$1,347,614	Blue
Empire State Development Grant Funds	\$420,000	\$2,070,000	\$420,000	Blue
Empire State Development Grant Funds	\$2,500,000	\$18,744,000	\$-	Green

Round	CFA #	Applicant	Project	Agency
Round 2	12208	Bitzer Scroll, Inc.	Bitzer Scroll Excelsior	ESD
Round 2	18461	Bo-Mer Plastics LLC	Bo-Mer Plastics Capital	ESD
Round 2	11150	Brioschi Pharmaceutical International	Brioschi Pharmaceutical International Excelsior	ESD
Round 2	16647	Cazenovia Area Community Development Association, Inc.	Cazenovia Beverage Trail Initial Marketing Project	ESD
Round 2	19311	Central New York Raceway Park, Inc.	CNY Raceway Park Soft Costs Capital	ESD
Round 2	38181	Central New York Raceway Park, Inc.	CNY Raceway Park Infrastructure Capital	ESD
Round 2	18386	Ciotti Enterprises, Inc.	Ciotti Enterprises C&D Recycling Facility - EIP	ESD
Round 2	18386	Ciotti Enterprises, Inc.	Ciotti Enterprises C&D Recycling Facility - EIP	ESD
Round 2	18386	Ciotti Enterprises, Inc.	Ciotti Enterprises C&D Recycling Facility - EIP	ESD
Round 2	16594	City Of Cortland	Cortland Downtown Parking Capital	ESD
Round 2	17219	City of Oneida	Elm Street Industrial Site Infrastructure Capital	ESD
Round 2	19270	Community Memorial Hospital, Inc.	Community Memorial Hospital Capital	ESD
Round 2	17639	Convention & Visitors Bureau of Oneida County, Inc.	Central New York Agri-Tourism Marketing Project	ESD
Round 2	19115	COR Development Company, LLC	COR Inner Harbor Infrastructure - Phase II Capital	ESD
Round 2	19145	COR Real Property Company, LLC	COR Real Property Company Capital	ESD
Round 2	19138	Crouse Health Hospital, Inc.	Crouse Hospital - Neonatal ICU Renovations Capital	ESD
Round 2	17334	Design Concepts and Enterprises, LLC	Design Concepts and Enterprises Capital	ESD
Round 2	17334	Design Concepts and Enterprises, LLC	Design Concepts and Enterprises Capital	ESD
Round 2	11906	Empire Farmstead Brewery, Inc.	Empire Farmstead Brewery Capital	ESD
Round 2	15814	GIS Information System, Inc. d/b/a Polaris Library	Polaris Library Systems Capital	ESD
Round 2	15814	GIS Information System, Inc. d/b/a Polaris Library	Polaris Library Systems Capital	ESD
Round 2	18165	Growing Upstate Food Hub, LLC	Growing Upstate Food Hub Capital	ESD
Round 2	16964	Home HeadQuarters, Inc.	Prospect Place Mixed-Use Development Capital	ESD
Round 2	17696	Homer Soy Products, LLC	Homer Soy Products Capital	ESD
Round 2	17696	Homer Soy Products, LLC	Homer Soy Products Capital	ESD
Round 2	15396	International Boxing Hall of Fame	International Boxing Hall of Fame Capital	ESD
Round 2	16916	Ithaca/Tompkins County Convention and Visitors Bureau	Finger Lakes Beer Trail Passport Program	ESD
Round 2	14735	K&N Foods USA, LLC	K&N Foods USA, LLC Excelsior	ESD
Round 2	18808	Knowles Cazenovia, Inc., div. of Knowles Corporation	Knowles Cazenovia Expansion and Maryland Relocation	ESD
Round 2	18808	Knowles Cazenovia, Inc., div. of Knowles Corporation	Knowles Cazenovia Expansion and Maryland Relocation	ESD
Round 2	16678	LeMoyne College	LeMoyne College Science Capital	ESD
Round 2	18603	North Brook Farms, Inc.	Powder Impression Molding Research - EIP	ESD
Round 2	17931	Oswego Health, Inc.	Fulton Medical Endoscopy Center Capital	ESD
Round 2	17597	Pall Corporation	Pall Finger Lakes Center of Excellence Capital	ESD
Round 2	17597	Pall Corporation	Pall Finger Lakes Center of Excellence Capital	ESD
Round 2	16781	Rapid Response Monitoring Services, Inc.	Rapid Response Monitoring Services Capital	ESD
Round 2	16781	Rapid Response Monitoring Services, Inc.	Rapid Response Monitoring Services Capital	ESD

Program	CFA Award	Total Project Cost	Funds Disbursed to Date	Status
Excelsior Jobs Program	\$723,890	\$10,600,000	\$-	Black
Empire State Development Grant Funds	\$100,000	\$560,000	\$100,000	Blue
Excelsior Jobs Program	\$400,000	\$2,885,000	\$-	Black
Regional Tourism Marketing Grant Initiative (I LOVE NY Fund)	\$18,500	\$29,725	\$18,499	Blue
Empire State Development Grant Funds	\$2,000,000	\$1,404,000	\$850,000	Green
Empire State Development Grant Funds	\$1,000,000	\$16,048,720	\$-	Black
Empire State Development Grant Funds	\$96,000	\$422,500	\$-	Yellow
Environmental Investment Program - Technical Assistance	\$96,000	\$422,500	\$-	Yellow
Environmental Investment Program - Capital	\$96,000	\$422,500	\$-	Black
Empire State Development Grant Funds	\$250,000	\$655,000	\$-	Green
Empire State Development Grant Funds	\$1,000,000	\$1,992,000	\$-	Green
Empire State Development Grant Funds	\$250,000	\$2,696,808	\$250,000	Blue
Regional Tourism Marketing Grant Initiative (I LOVE NY Fund)	\$270,000	\$597,000	\$270,000	Blue
Empire State Development Grant Funds	\$1,500,000	\$2,222,222	\$-	Black
Empire State Development Grant Funds	\$1,000,000	\$1,112,000	\$-	Black
Empire State Development Grant Funds	\$575,000	\$10,551,329	\$305,325	Green
Empire State Development Grant Funds	\$100,000	\$749,764	\$-	Black
Excelsior Jobs Program	\$400,000	\$749,764	\$-	Black
Empire State Development Grant Funds	\$550,000	\$9,230,818	\$412,500	Black
Empire State Development Grant Funds	\$100,000	\$1,430,000	\$-	Black
Excelsior Jobs Program	\$850,000	\$1,430,000	\$-	Black
Empire State Development Grant Funds	\$810,000	\$2,361,000	\$-	Green
Empire State Development Grant Funds	\$320,000	\$14,765,520	\$-	Green
Empire State Development Grant Funds	\$300,000	\$1,960,000	\$-	Black
Excelsior Jobs Program	\$185,319	\$1,960,000	\$-	Black
Empire State Development Grant Funds	\$1,000,000	\$3,250,000	\$-	Black
Regional Tourism Marketing Grant Initiative (I LOVE NY Fund)	\$40,500	\$40,500	\$40,500	Blue
Excelsior Jobs Program	\$1,000,000	\$2,950,000	\$-	Green
Excelsior Jobs Program	\$2,000,000	\$7,391,534	\$-	Blue
Empire State Development Grant Funds	\$500,000	\$7,391,534	\$500,000	Blue
Empire State Development Grant Funds	\$2,000,000	\$18,848,886	\$2,000,000	Blue
Environmental Investment Program - RD & D	\$100,000	\$188,550	\$-	Black
Empire State Development Grant Funds	\$500,000	\$2,940,000	\$-	Black
Empire State Development Grant Funds	\$500,000	\$8,884,571	\$-	Black
Excelsior Jobs Program	\$300,000	\$8,884,571	\$-	Black
Excelsior Jobs Program	\$1,300,000	\$26,993,573	\$-	Green
Empire State Development Grant Funds	\$1,200,000	\$26,993,573	\$900,000	Green

Round	CFA #	Applicant	Project	Agency
Round 2	17814	Solvay Iron Works, Inc.	Solvay Iron Works Capital	ESD
Round 2	21357	Sutherland Global Services NY, Inc.	Sutherland Global Services Excelsior	ESD
Round 2	16727	Sweet Spot Development	Camillus Mills Redevelopment Capital	ESD
Round 2	15513	Syracuse Community Health Center, Inc.	Syracuse Community Health Center Phase 1 Capital	ESD
Round 2	16361	Syracuse University	Syracuse Stage Capital	ESD
Round 2	19908	Syracuse University	SU Connective Corridor Facade Capital	ESD
Round 2	17145	The Research Foundation for State University of New York	SUNY College of ESF Biomass Cooperative Innovation Center Capital	ESD
Round 2	18404	The Research Foundation for State University of New York	CNY Biotechnology Accelerator M&E Capital	ESD
Round 2	17361	Total Care, Inc.	Total Care Capital	ESD
Round 2	16560	U.S. Optical, LLC	US Optical Capital	ESD
Round 2	17641	Vibrant Syracuse Spaces, LLC dba The Gear Factory	The Gear Factory Capital	ESD
Round 2	19667	Wakefern Food Corporation	South Avenue PriceRite Supermarket Capital	ESD
Round 2	14628	WST33, LLC	WST33 Plaza of the Arts Capital	ESD
Round 2	12589	Center for the Arts of Homer, Inc.	Route 90 Scenic Byway Visitor Center and Historical Museum	HCR
Round 2	14322	Center State Corporation for Economic Opportunity	Prospect Hill North Salina Revitalization Project	HCR
Round 2	15573	City of Cortland	Cortland Downtown Revitalization Program	HCR
Round 2	18165	Cornell Cooperative Extension of Madison County	Growing Upstate Food Hub	HCR
Round 2	16029	Cortland Downtown Partnership	Cortland Repertory Theatre Downtown	HCR
Round 2	17796	Housing Visions Consultants, Inc.	Salina Crossing Project	HCR
Round 2	16481	Howland Stone Store Museum	Opendore Project	HCR
Round 2	18000	Town of Cortlandville	Precision Eforming Project	HCR
Round 2	17656	Town of Preble	Northeast Transformer Services (NETS)	HCR
Round 2	14489	Village of Fair Haven	Fair Haven Downtown Rehabilitation Program	HCR
Round 2	18449	Village of Homer	Homer Soybean Project	HCR
Round 2	17558	Village of Marathon	Marathon Downtown Revitalization Program 2012	HCR
Round 2	16454	SUNY ESF	Willow Biomass Crop Deployment	NYSERDA
Round 2	17461	Village of Skaneateles	Skaneateles Village Hall	NYSERDA
Round 2	15773	City of Auburn	Casey Falcon Park Improvement Project	Parks
Round 2	14842	County of Oswego	Camp Zerbe Lodge Project	Parks
Round 2	18705	Everson Museum of Art of Syracuse and Onondaga County	Gustav Stickley House	Parks
Round 2	13826	Lime Hollow Nature Center	Lime Hollow BOCES Environmental Education Center	Parks
Round 3	27526	CNY Arts Inc	CNY Arts Economic Development 2013	Arts
Round 3	30451	National Abolition Hall of Fame and Museum	Smithfield Community Historic Landmark Internships	Arts
Round 3	31073	Onondaga Historical Association	Ska nonh Planning	Arts
Round 3	32022	Syracuse Poster Project	Internship Funding	Arts
Round 3	30913	Syracuse University Office of Arts	Arts Engage	Arts
Round 3	31745	City of Cortland	City of Cortland Clint Street Sewer Study	DEC

Program	CFA Award	Total Project Cost	Funds Disbursed to Date	Status
Empire State Development Grant Funds	\$75,000	\$276,000	\$-	Black
Excelsior Jobs Program	\$600,000	\$-	\$-	Black
Empire State Development Grant Funds	\$500,000	\$9,700,000	\$500,000	Blue
Empire State Development Grant Funds	\$3,100,000	\$17,536,812	\$-	Black
Empire State Development Grant Funds	\$500,000	\$5,080,000	\$-	Black
Empire State Development Grant Funds	\$250,000	\$275,000	\$250,000	Green
Empire State Development Grant Funds	\$245,000	\$1,461,638	\$244,215	Green
Empire State Development Grant Funds	\$500,000	\$991,080	\$491,081	Blue
Empire State Development Grant Funds	\$150,000	\$1,162,400	\$-	Black
Empire State Development Grant Funds	\$225,000	\$2,391,000	\$225,000	Blue
Empire State Development Grant Funds	\$680,000	\$1,406,794	\$680,000	Blue
Empire State Development Grant Funds	\$600,000	\$5,424,404	\$-	Green
Empire State Development Grant Funds	\$700,000	\$3,810,303	\$700,000	Blue
HCR - Rural Area Revitalization Projects (RARP)	\$200,000	\$375,700	\$-	Black
HCR - New York Main Street (NYMS)	\$241,875	\$1,179,755	\$181,328	Blue
HCR - New York Main Street (NYMS)	\$250,000	\$2,351,000	\$220,000	Blue
HCR - Rural Area Revitalization Projects (RARP)	\$200,000	\$4,062,088	\$200,000	Blue
HCR - Rural Area Revitalization Projects (RARP)	\$200,000	\$560,886	\$200,000	Blue
HCR - Urban Initiatives (UI)	\$200,000	\$13,876,000	\$-	Green
HCR - Rural Area Revitalization Projects (RARP)	\$200,000	\$800,000	\$200,000	Blue
HCR - Community Development Block Grant (CDBG) - Small Business Assistance	\$70,000	\$182,050	\$70,000	Blue
HCR - Community Development Block Grant (CDBG) Economic Development	\$750,000	\$2,400,000	\$749,982	Blue
HCR - New York Main Street (NYMS)	\$250,000	\$1,049,010	\$249,748	Blue
HCR - Community Development Block Grant (CDBG) Economic Development	\$315,000	\$2,015,000	\$-	Blue
HCR - New York Main Street (NYMS)	\$250,000	\$325,100	\$238,750	Blue
NYSERDA - Regional Economic Development and GHG Reduction Program	\$397,831	\$546,656	\$397,831	Blue
NYSERDA - Regional Economic Development and GHG Reduction Program	\$546,493	\$817,031	\$496,766	Blue
Park Acquisition, Development and Planning	\$412,500	\$550,000	\$500,000	Blue
Park Acquisition, Development and Planning	\$349,419	\$468,985	\$349,419	Blue
Historic Property Acquisition, Development and Planning	\$500,000	\$3,418,806	\$221,073	Blue
Park Acquisition, Development and Planning	\$383,253	\$509,760	\$383,252	Blue
Arts, Culture & Heritage Project Grant	\$74,000	\$318,000	\$74,000	Blue
Arts Intern Workforce Development Program	\$6,370	\$9,100	\$6,370	Blue
Arts, Culture & Heritage Project Grant	\$50,000	\$210,000	\$50,000	Blue
Arts Intern Workforce Development Program	\$4,480	\$6,400	\$4,480	Blue
Arts, Culture & Heritage Project Grant	\$62,012	\$182,600	\$62,012	Blue
Engineering Planning Grant Program	\$24,000	\$30,000	\$24,000	Blue

Round	CFA #	Applicant	Project	Agency
Round 3	32383	City of Fulton	City of Fulton Wastewater Engineering Study	DEC
Round 3	31919	Onondaga County Department of Water Environment Pr	Onondaga County Baldwinsville-Seneca Knolls Wastewater Treatment Plant Engineering Study	DEC
Round 3	30128	Town of Fleming	Town of Fleming Wastewater Engineering Study	DEC
Round 3	27753	Town of Scriba	Town of Scriba Sewer System Engineering Study	DEC
Round 3	32368	Town of Sullivan	Town of Sullivan Engineering Study for East Sullivan Sewer District	DEC
Round 3	32132	Village of Cleveland	Village of Cleveland Wastewater Engineering Study	DEC
Round 3	30940	G. C. Hanford Manufacturing Company dba Hanford Pharmaceuticals	Operations and Technical Skills Training	DOL
Round 3	30940	G. C. Hanford Manufacturing Company dba Hanford Pharmaceuticals	Operations and Technical Skills Training	DOL
Round 3	31644	Indian Springs Mfg. Co. Inc.	Operations and ISO Quality Management Training	DOL
Round 3	29456	Syracuse Jet Real Estate Management LLC	Management and Operations Training	DOL
Round 3	31239	Tony Baird Electronics, Inc.	Quality Management and Operations Training	DOL
Round 3	27133	Cayuga (Co)	Emerson Park Improvements	DOS
Round 3	30958	Oswego (Co)	Central New York Region Recreation and Heritage Plan	DOS
Round 3	29937	Oswego County Opportunities Inc.	2013 CSBG JART	DOS
Round 3	30953	Syracuse (C)	Onondaga Creek Bank Stabilization	DOS
Round 3	31688	Syracuse (C)	Onondaga Lake Access Improvements	DOS
Round 3	31268	Village of Cayuga and Town of Aurelius	Water and Sewer Operations Consolidation	DOS
Round 3	30273	Village of Fayetteville	Green Gateway	EFC
Round 3	29358	706 North Clinton, LLC	706 North Clinton Redevelopment Capital	ESD
Round 3	22920	Agrana Fruit US, Inc.	Agrana Fruit US - Excelsior	ESD
Round 3	23431	American Intermodal Container Manufacturing Co., LLC	AICM	ESD
Round 3	31471	Ariston Dairy Products, LLC	Ariston Dairy Products Capital	ESD
Round 3	31471	Ariston Dairy Products, LLC	Ariston Dairy Products Capital	ESD
Round 3	23719	Byrne Dairy, Inc. - Ultra Dairy, LLC	Ultra Dairy - Capital M&E	ESD
Round 3	31711	Catholic Charities	Urban Partnership for Economic Opportunity Working Capital	ESD
Round 3	26825	Cayuga County	Cayuga County - Dredging Little Sodus Bay Capital	ESD
Round 3	30031	Cayuga Wine Trail, Inc.	Cayuga Lake Wine Trail Nothern PA Working Capital	ESD
Round 3	31926	Cazenovia College	Cazenovia College Capital	ESD
Round 3	27876	CenterState CEO	Central New York Innovation Hot Spot	ESD
Round 3	31372	CenterState Corporation for Economic Opportunity	CNY Branding Working Capital	ESD
Round 3	31097	Central New York Raceway Park, Inc.	CNY Raceway Park Construction Capital	ESD
Round 3	27526	CNY Arts Inc. (fka Cultural Resources Council)	CNY Arts Economic Development 2013 Working Capital	ESD
Round 3	28556	CNY Fabrication, LLC	G.A. Braun Capital	ESD
Round 3	31329	COR Real Property Company, LLC	COR - Loguen Crossing Capital	ESD
Round 3	32549	Cornell Cooperative Extension	Madison County Malting Feasibility Study	ESD
Round 3	31812	Cortland Line	Cortland Line Holdings Capital	ESD
Round 3	21080	C'Ville Yoghurt, Inc./Byrne Dairy	C'Ville Yoghurt, Inc.	ESD

Program	CFA Award	Total Project Cost	Funds Disbursed to Date	Status
Engineering Planning Grant Program	\$28,720	\$35,900	\$28,720	Blue
Engineering Planning Grant Program	\$50,000	\$84,404	\$50,000	Blue
Engineering Planning Grant Program	\$15,000	\$19,000	\$15,000	Blue
Engineering Planning Grant Program	\$24,000	\$30,000	\$24,000	Blue
Engineering Planning Grant Program	\$30,000	\$37,500	\$30,000	Blue
Engineering Planning Grant Program	\$24,000	\$30,000	\$21,791	Blue
New Hire (On-the-Job) Training	\$47,919	\$8,000,000	\$-	Black
Unemployed Worker Training	\$50,000	\$8,000,000	\$-	Black
Existing Employee Training Program	\$12,480	\$19,410	\$9,780	Blue
New Hire (On-the-Job) Training	\$9,440	\$7,000,000	\$-	Black
Existing Employee Training Program	\$17,000	\$32,000	\$12,425	Blue
Local Waterfront Revitalization Program	\$102,876	\$205,752	\$102,876	Blue
Local Waterfront Revitalization Program	\$65,000	\$130,000	\$65,000	Blue
Community Services Block Grant	\$93,358	\$116,698	\$93,358	Blue
Local Waterfront Revitalization Program	\$332,000	\$664,000	\$23,471	Black
Local Waterfront Revitalization Program	\$720,000	\$1,440,000	\$-	Blue
Local Government Efficiency Program	\$292,545	\$325,050	\$152,072	Green
Green Innovation Grant Program	\$557,100	\$616,193	\$554,293	Blue
Empire State Development Grant Funds	\$500,000	\$8,874,854	\$500,000	Blue
Excelsior Jobs Program	\$2,000,000	\$53,032,036	\$337,143	Green
Excelsior Jobs Program	\$2,500,000	\$60,099,000	\$-	Black
Empire State Development Grant Funds	\$900,000	\$6,511,302	\$-	Black
Excelsior Jobs Program	\$857,000	\$6,511,302	\$-	Black
Excelsior Jobs Program	\$1,000,000	\$27,500,000	\$-	Black
ESD Technical Assistance and Training Grants - Opportunity Agenda Projects	\$100,000	\$222,435	\$100,000	Blue
Empire State Development Grant Funds	\$15,000	\$-	\$-	Black
Market New York	\$50,000	\$54,778	\$50,000	Blue
Empire State Development Grant Funds	\$500,000	\$2,249,000	\$325,000	Blue
New York State Business Incubator and Innovation Hot Spot Support Program	\$250,000	\$2,250,000	\$750,000	Blue
Market New York	\$370,000	\$659,000	\$365,584	Blue
Empire State Development Grant Funds	\$750,000	\$20,522,100	\$-	Black
Market New York	\$100,000	\$318,000	\$100,000	Blue
Empire State Development Grant Funds	\$1,500,000	\$10,935,000	\$1,500,000	Blue
Empire State Development Grant Funds	\$750,000	\$24,435,000	\$-	Black
ESD - Strategic Planning and Feasibility Studies	\$30,500	\$-	\$-	Black
Empire State Development Grant Funds	\$150,000	\$685,000	\$-	Green
Excelsior Jobs Program	\$800,000	\$15,000,000	\$44,775	Green

Round	CFA #	Applicant	Project	Agency
Round 3	31108	C'Ville Yoghurt, Inc./Byrne Dairy	C'Ville Cafe, Inc. Capital	ESD
Round 3	27128	Discovery Center of Science & Technology d/b/a MOST	MOST Energy Exhibit Capital I	ESD
Round 3	27128	Discovery Center of Science & Technology d/b/a MOST	MOST Energy Exhibit Capital I	ESD
Round 3	21771	Felix Schoeller North America, Inc.	Felix Schoeller North America Inc. (1)	ESD
Round 3	27308	Filtration Lab USA, Inc. dba Northland Filter International	Filtration Lab USA Capital	ESD
Round 3	27308	Filtration Lab USA, Inc. dba Northland Filter International	Filtration Lab USA Capital	ESD
Round 3	29974	FINGER LAKES ASSOCIATION, INC.	Wine Water and Wonders Working Capital	ESD
Round 3	26837	Finger Lakes Beer Trail Marketing and Tourism Associates, LLC	Finger Lakes Beer Trail Working Capital	ESD
Round 3	32628	Finger Lakes Trail Conference	Finger Lakes Trail and NYS Parks Working Capital	ESD
Round 3	30940	G. C. Hanford MFG., CO.	G.C. Hanford Manufacturing Capital	ESD
Round 3	30940	G. C. Hanford MFG., CO.	G.C. Hanford Manufacturing -Excelsior	ESD
Round 3	24055	Inficon, Inc.	Inficon Capital	ESD
Round 3	24055	Inficon, Inc.	Inficon Excelsior (2)	ESD
Round 3	24371	John Mezzalingua Associates, LLC	John Mezzalingua Associates, LLC (1)	ESD
Round 3	29292	Johnston Paper Company, Inc.	Johnston Paper Capital	ESD
Round 3	31772	L&JG STICKLEY, INC.	L. & J.G. Stickley - Excelsior	ESD
Round 3	31772	L&JG STICKLEY, INC.	L. & J.G. Stickley - Excelsior	ESD
Round 3	32530	Marc P. Pietropaoli MD PC	Victory Sports Medicine Complex Capital	ESD
Round 3	28685	Marquardt Switches Inc.	Marquardt Switches Global Technology Center Capital	ESD
Round 3	24415	Moet Properties, LTD.	Moet Properties Excelsior	ESD
Round 3	28902	Near Westside Initiative, Inc.	Near Westside Initiative Case 3 Unit Saltmakers Capital	ESD
Round 3	23042	Novanta Corporation	Novanta Corporation	ESD
Round 3	32160	Onondaga County Department of Water Environment Protection	Baldwinsville-Seneca Knolls Wastewater Treatment Plant Capital	ESD
Round 3	32093	PEMCO Washington LLC	PEMCO Washington LLC Capital	ESD
Round 3	26769	Queensboro Farm Products, Inc.	Queensboro Farm Products Equipment Capital	ESD
Round 3	26769	Queensboro Farm Products, Inc.	Queensboro Farm Products Equipment Capital	ESD
Round 3	28057	Southern Graphic Systems	Southern Graphic System Equipment Excelsior	ESD
Round 3	28057	Southern Graphic Systems	Southern Graphic System Equipment Excelsior	ESD
Round 3	31424	Syracuse Community Health Center, Inc.	Syracuse Community Health Center- Phase 2 Capital	ESD
Round 3	26272	Syracuse Fiber Recycling LLC	Syracuse Fiber Recycling Capital	ESD
Round 3	29456	Syracuse Jet Real Estate Management, LLC	Syracuse Jet Facility Capital	ESD
Round 3	32195	Syracuse University	Syracuse University Facade Phase III	ESD
Round 3	37136	Tessy Plastics Corp.	Tessy Plastics Excelsior	ESD
Round 3	31946	Town of DeWitt	Willis Carrier Recreation Center Capital	ESD
Round 3	31959	TRW TRANSPORTATION ELECTRONICS DIV	TRW Automotive Capital	ESD
Round 3	38194	US Concrete and Block Company, Inc.	US Concrete and Block Company Capital	ESD
Round 3	34370	Windsor Woods USA, LLC	Windsor Wood USA Capital	ESD

Program	CFA Award	Total Project Cost	Funds Disbursed to Date	Status
Empire State Development Grant Funds	\$500,000	\$4,600,000	\$-	Black
Empire State Development Grant Funds	\$100,000	\$420,000	\$61,400	Green
Market New York	\$180,000	\$500,000	\$180,000	Blue
Excelsior Jobs Program	\$657,415	\$7,950,000	\$376,452	Green
Empire State Development Grant Funds	\$50,000	\$650,000	\$-	Black
Excelsior Jobs Program	\$325,000	\$650,000	\$-	Black
Market New York	\$200,000	\$300,000	\$197,750	Blue
Market New York	\$198,000	\$198,000	\$197,977	Blue
Market New York	\$82,710	\$91,900	\$82,108	Blue
Empire State Development Grant Funds	\$1,000,000	\$7,320,000	\$-	Black
Excelsior Jobs Program	\$100,000	\$7,320,000	\$-	Black
Empire State Development Grant Funds	\$1,000,000	\$20,000,000	\$-	Yellow
Excelsior Jobs Program	\$2,000,000	\$20,000,000	\$-	Yellow
Excelsior Jobs Program	\$1,000,000	\$15,550,000	\$400,000	Green
Empire State Development Grant Funds	\$300,000	\$7,653,797	\$225,000	Green
Empire State Development Grant Funds	\$500,000	\$3,820,000	\$-	Black
Excelsior Jobs Program	\$475,000	\$3,820,000	\$-	Black
Empire State Development Grant Funds	\$800,000	\$5,418,000	\$-	Black
Empire State Development Grant Funds	\$600,000	\$5,412,105	\$462,000	Green
Excelsior Jobs Program	\$50,000	\$225,050	\$-	Black
Empire State Development Grant Funds	\$1,000,000	\$1,880,000	\$1,000,000	Blue
Excelsior Jobs Program	\$750,000	\$2,250,000	\$42,135	Green
Empire State Development Grant Funds	\$150,000	\$738,800	\$150,000	Blue
Empire State Development Grant Funds	\$2,500,000	\$30,265,000	\$1,500,000	Green
Empire State Development Grant Funds	\$250,000	\$1,005,000	\$-	Black
Excelsior Jobs Program	\$43,000	\$1,005,000	\$-	Black
Empire State Development Grant Funds	\$200,000	\$2,402,858	\$-	Black
Excelsior Jobs Program	\$200,000	\$2,402,858	\$-	Black
Empire State Development Grant Funds	\$850,000	\$4,100,000	\$-	Black
Environmental Investment Program - Capital	\$250,000	\$581,542	\$-	Black
Market New York	\$810,000	\$5,810,000	\$810,000	Blue
Empire State Development Grant Funds	\$200,000	\$124,931	\$104,931	Blue
Empire State Development Grant Funds	\$250,000	\$8,036,000	\$-	Black
Market New York	\$247,500	\$10,100,500	\$247,500	Blue
Empire State Development Grant Funds	\$200,000	\$1,985,000	\$-	Black
Empire State Development Grant Funds	\$350,000	\$11,500,000	\$-	Black
Excelsior Jobs Program	\$300,000	\$2,200,000	\$-	Green

Round	CFA #	Applicant	Project	Agency
Round 3	26876	YMCA of Greater Syracuse, Inc.	NW Family YMCA Capital	ESD
Round 3	30407	Cayuga Economic Development Agency	John Street Restoration	HCR
Round 3	28622	Downtown Committee of Syracuse, Inc.	City of Syracuse NYMS	HCR
Round 3	31977	Everson Museum of Syracuse and Onondaga County	Gustav Stickley House Restoration	HCR
Round 3	27579	Onondaga County Community Development Division	Village of Camillus Main St Program	HCR
Round 3	30667	Syracuse Model Neighborhood Corp	Salina Street Building Renovation	HCR
Round 3	27295	Town of Sandy Creek	Town of Sandy Creek Water District No. 2	HCR
Round 3	27618	Village of Homer	Homer NY Main Street 2	HCR
Round 3	29203	Village of Phoenix	State Street Improvement Project	HCR
Round 3	29356	Onondaga Community College Foundation	Summer Success Academy	HESC
Round 3	26840	3Gi CNYIP Inc	Freight Center In Syracuse	NYSERDA
Round 3	31214	Central New York Regional Planning and Development Board	Vision CNY Regional Partnership For Comprehensive Planning Project	NYSERDA
Round 3	29757	City of Cortland	Cortland Zoning Analysis	NYSERDA
Round 3	30900	City of Syracuse	Zoning Ordinance Revisions	NYSERDA
Round 3	31256	COR Inner Harbor Company LLC	Mixed Use Development In Syracuse	NYSERDA
Round 3	31854	Oswego City County Youth Bureau	Oswego AmeriCorps	ONCS
Round 3	27555	Housing Visions Unlimited	Housing Visions Unlimited SNAP Opportunities Program	OTDA
Round 3	27617	City of Cortland	Wickwire Pool	Parks
Round 3	28084	Kasoag Trailblazers, Inc.	Trail Grooming Equipment	Parks
Round 3	30514	Peoples Community Development Corporation	Save 711: The Benediction Cafe	Parks
Round 3	27115	Village of Cazenovia	Lakeland Park Planning and Development	Parks
Round 3	31413	Village of Lacona	Lacona Park Project	Parks
Round 4	40501	Auburn Public Theater	Cinema Innovation Project	Arts
Round 4	40484	Cortland Repertory Theatre	Downtown Performance Art Facility	Arts
Round 4	42183	Everson Museum of Art	Prendergast to Pollock' Exhibition Support	Arts
Round 4	41888	Light Work	Lighting and Creative Artist Workstations	Arts
Round 4	42740	Syracuse Opera	Glory Denied Project	Arts
Round 4	40883	City of Syracuse	Canalway Trail	Canals
Round 4	40773	Onondaga County Department of Water Environment Pr	Meadowbrook Limestone WWTP Enhanced Wet Weather Operations Planning	DEC
Round 4	40904	Onondaga County Dept. of Water Environment Protect	Erie Boulevard Storage System Investigation for Water Quality Enhancement	DEC
Round 4	40388	Town of Sullivan	Bridgeport Sewer District Extension No. 1	DEC
Round 4	42524	Village of Central Square	Village of Central Square Wastewater Treatment Plant Improvements	DEC
Round 4	42411	Village of Homer	Village of Homer Sewer System Inflow and Infiltration Study	DEC
Round 4	42603	Cayuga Community College	Advanced Manufacturing Technician Training	DOL
Round 4	41170	Cayuga/Seneca Community Action Agency, Inc.	Employment Pathways Project	DOS
Round 4	42082	City of Cortland	Smart Water Network	DOS
Round 4	39949	DeWitt (T)	ReConnecting the Erie Canalway - A Call for Innovative Thinking	DOS

Program	CFA Award	Total Project Cost	Funds Disbursed to Date	Status
Empire State Development Grant Funds	\$985,000	\$21,533,000	\$492,500	Green
HCR - Urban Initiatives (UI)	\$150,000	\$482,439	\$150,000	Blue
HCR - New York Main Street (NYMS)	\$200,000	\$20,885,000	\$199,089	Blue
HCR - Urban Initiatives (UI)	\$150,000	\$2,214,606	\$-	Black
HCR - New York Main Street (NYMS)	\$200,000	\$501,935	\$200,000	Blue
HCR - Urban Initiatives (UI)	\$150,000	\$377,606	\$-	Black
HCR - Community Development Block Grant (CDBG) - Public Infrastructure	\$600,000	\$1,658,000	\$600,000	Blue
HCR - New York Main Street (NYMS)	\$200,000	\$344,600	\$200,000	Blue
HCR - New York Main Street (NYMS)	\$187,071	\$245,811	\$186,277	Blue
College Access Challenge Grant	\$50,000	\$210,592	\$46,211	Blue
Cleaner Greener Communities (CGC), Phase II Implementation Grants, Category 3: Sustainability Projects	\$1,000,000	\$3,432,000	\$126,750	Green
Cleaner Greener Communities (CGC), Phase II Implementation Grants, Category 2: Comprehensive Planning	\$390,000	\$520,000	\$390,000	Blue
Cleaner Greener Communities (CGC), Phase II Implementation Grants, Category 2: Comprehensive Planning	\$112,000	\$150,000	\$112,000	Blue
Cleaner Greener Communities (CGC), Phase II Implementation Grants, Category 2: Comprehensive Planning	\$300,000	\$549,000	\$167,716	Green
Cleaner Greener Communities (CGC), Phase II Implementation Grants, Category 3: Sustainability Projects	\$1,343,000	\$474,800,000	\$1,343,000	Blue
New York State AmeriCorps Program	\$128,588	\$207,348	\$71,754	Green
SNAP Opportunities	\$100,000	\$200,000	\$169,352	Blue
Park Acquisition, Development and Planning	\$500,000	\$915,000	\$500,000	Blue
Recreational Trails Program	\$127,200	\$159,000	\$127,200	Blue
Historic Property Acquisition, Development and Planning	\$250,000	\$912,368	\$10,711	Green
Park Acquisition, Development and Planning	\$22,000	\$44,000	\$22,000	Blue
Park Acquisition, Development and Planning	\$48,979	\$65,495	\$48,979	Blue
Arts, Culture & Heritage Project Grant - Round 4	\$54,600	\$195,191	\$54,600	Blue
Artistic Program Capital Equipment - Round 4	\$7,000	\$14,000	\$7,000	Blue
Arts, Culture & Heritage Project Grant - Round 4	\$30,000	\$100,000	\$30,000	Blue
Artistic Program Capital Equipment - Round 4	\$35,000	\$73,633	\$35,000	Blue
Arts, Culture & Heritage Project Grant - Round 4	\$47,600	\$127,865	\$47,600	Blue
NYS Canalway Grant Program	\$45,000	\$90,000	\$45,000	Blue
Engineering Planning Grant Program	\$28,690	\$35,862	\$28,690	Blue
Engineering Planning Grant Program	\$50,000	\$96,737	\$50,000	Blue
Engineering Planning Grant Program	\$19,920	\$24,900	\$19,920	Blue
Engineering Planning Grant Program	\$20,000	\$25,000	\$20,000	Blue
Engineering Planning Grant Program	\$30,000	\$37,500	\$30,000	Blue
Unemployed Worker Training Program	\$100,000	\$151,600	\$12,500	Blue
Community Services Block Grant	\$115,098	\$143,873	\$84,323	Blue
Local Government Efficiency Program	\$600,000	\$1,927,280	\$600,000	Blue
Local Waterfront Revitalization Program	\$124,000	\$248,000	\$111,354	Green

Round	CFA #	Applicant	Project	Agency
Round 4	40881	Syracuse (C)	Onondaga Creek Public Access Improvements	DOS
Round 4	40009	The Research Foundation for SUNY with a place of b	Green ARB	EFC
Round 4	39774	20/East LLC	20/East Agritourism Capital	ESD
Round 4	42427	538 Erie Boulevard West LLC	CG Meaker Redevelopment Capital	ESD
Round 4	39866	Adirondack Cookie Co., Inc. dba Corso's Cookies	Corsos Cookies- New Plant	ESD
Round 4	39396	Altmar Genesee, LLC	Tailwater Barn Banquet Facility Capital	ESD
Round 4	41162	Bauer Performance Lacrosse, Inc.	Bauer Performance Lacrosse Capital	ESD
Round 4	40747	Cazenovia Hospitality LLC	Cazenovia Hospitality Capital	ESD
Round 4	43279	CenterState Corporation for Economic Opportunity	Syracuse Destination Brand Marketing Working Capital	ESD
Round 4	39913	Central New York Enterprise Development Corp.	Quasi Equity Loan Program Capital	ESD
Round 4	41093	Central New York Enterprise Development Corp.	Selkirk Point Redevelopment Planning & Design Capital	ESD
Round 4	35703	Charter Communications, Inc.	Charter Communications, Inc. (CNY)	ESD
Round 4	42129	City of Auburn	City of Auburn- Smart Grid Implementation Capital	ESD
Round 4	39358	CNY Arts Inc. (fka Cultural Resources Council)	CNY Arts Economic Development Working Capital	ESD
Round 4	39018	Colgate University	Colgate University Center for Art and Culture	ESD
Round 4	39965	Common Space Development, Inc.	CommonSpace Capital	ESD
Round 4	42488	Cortland Downtown Partnership	Ski Cortland Capital	ESD
Round 4	40213	County of Oneida	Oneida County Radar Installation	ESD
Round 4	42704	COUNTY OF OSWEGO IDA	Oswego IDA Incubator Working Capital	ESD
Round 4	42074	Crouse Health Hospital, Inc.	Crouse Hospital Emergency Department Capital	ESD
Round 4	36194	Crowley Foods, Inc.	HP Hood Excelsior	ESD
Round 4	41709	EBAC, LLC	Owera Farm Winery II Capital	ESD
Round 4	41970	Empire Housing and Development Corporation	Inner Harbor Veteran's Housing & One-Stop Center Capital	ESD
Round 4	35685	Euphony Inc.	Euphony Audio and Speech Technology	ESD
Round 4	41908	Good Nature Brewing, Inc.	Good Nature New Farm Brewery Facility Capital	ESD
Round 4	41908	Good Nature Brewing, Inc.	Good Nature New Farm Brewery Facility Capital	ESD
Round 4	41345	Hardwood Transformations Inc.	Hardwood Transformations Engineered Flooring Capital	ESD
Round 4	38740	Home Headquarters, Inc.	Home Headquarters Capital	ESD
Round 4	42179	Infinity Armory, LLC	SKY Armory Phase II	ESD
Round 4	40944	LeMoyne College	Le Moyne College Coyne Building Capital	ESD
Round 4	43839	Matt Industries, Inc.	Matt Industries, Inc.	ESD
Round 4	40033	Onondaga County	Onondaga County Carnegie Building Rehabilitation Capital	ESD
Round 4	41464	Onondaga County Department of Water Environment Protection	Inner Harbor/ North Side Sanitary Sewer Capital	ESD
Round 4	41295	Onondaga Historical Association	Onondaga Historical Association - Iroquois Heritage Center Capital II	ESD
Round 4	41295	Onondaga Historical Association	Onondaga Historical Association - Iroquois Heritage Center Capital I	ESD
Round 4	43032	Oran Station Brewing Supplies LLC	Oran Station Capital	ESD
Round 4	43032	Oran Station Brewing Supplies LLC	Oran Station Capital	ESD

Program	CFA Award	Total Project Cost	Funds Disbursed to Date	Status
Local Waterfront Revitalization Program	\$370,000	\$740,000	\$-	Black
Green Innovation Grant Program	\$500,000	\$-	\$-	Black
Empire State Development Grant Funds	\$30,000	\$167,215	\$15,000	Green
Empire State Development Grant Funds	\$1,000,000	\$5,936,519	\$1,000,000	Blue
Empire State Development Grant Funds	\$400,000	\$2,000,000	\$-	Black
Empire State Development Grant Funds	\$200,000	\$2,000,000	\$200,000	Blue
Empire State Development Grant Funds	\$20,000	\$150,000	\$-	Black
Empire State Development Grant Funds	\$1,280,000	\$10,491,351	\$1,280,000	Blue
Market New York	\$375,000	\$585,000	\$375,000	Blue
Empire State Development Grant Funds	\$500,000	\$550,000	\$250,000	Blue
ESD - Strategic Planning and Feasibility Studies	\$100,000	\$210,000	\$-	Green
Excelsior Jobs Program	\$2,000,000	\$7,316,000	\$819,278	Green
Empire State Development Grant Funds	\$1,200,000	\$6,202,531	\$1,200,000	Blue
Market New York	\$100,000	\$134,000	\$100,000	Blue
Empire State Development Grant Funds	\$750,000	\$19,798,100	\$-	Black
Empire State Development Grant Funds	\$225,000	\$1,555,215	\$225,000	Blue
Market New York	\$840,000	\$1,700,000	\$713,148	Blue
Empire State Development Grant Funds	\$2,000,000	\$18,920,000	\$4,000,000	Blue
ESD - Strategic Planning and Feasibility Studies	\$30,000	\$30,000	\$30,000	Blue
Empire State Development Grant Funds	\$2,000,000	\$32,929,859	\$2,000,000	Blue
Excelsior Jobs Program	\$1,000,000	\$35,725,000	\$-	Black
Empire State Development Grant Funds	\$200,000	\$1,570,000	\$-	Green
Empire State Development Grant Funds	\$750,000	\$-	\$-	Black
Excelsior Jobs Program	\$150,000	\$534,650	\$-	Black
Market New York	\$100,000	\$1,165,000	\$100,000	Blue
Empire State Development Grant Funds	\$250,000	\$965,000	\$250,000	Blue
Empire State Development Grant Funds	\$125,000	\$495,000	\$-	Green
Empire State Development Grant Funds	\$260,000	\$2,571,000	\$-	Black
Empire State Development Grant Funds	\$400,000	\$1,100,000	\$-	Black
Empire State Development Grant Funds	\$1,500,000	\$8,750,000	\$1,500,000	Green
Excelsior Jobs Program	\$122,000	\$4,700,000	\$88,567	Blue
Empire State Development Grant Funds	\$350,000	\$3,400,000	\$-	Black
Empire State Development Grant Funds	\$960,000	\$4,800,000	\$-	Green
Empire State Development Grant Funds	\$80,000	\$320,000	\$77,432	Green
Market New York	\$80,000	\$320,000	\$80,000	Blue
Empire State Development Grant Funds	\$25,000	\$711,200	\$-	Black
Excelsior Jobs Program	\$100,000	\$711,200	\$-	Black

Round	CFA #	Applicant	Project	Agency
Round 4	42079	Oswego County Department of Community Development, Tourism & Planning	Lake Ontario Cross Regional Promotion Working Capital	ESD
Round 4	39911	Paradise Companies 2, LLC	Excellus 2014- Paradise Companies II Capital	ESD
Round 4	43271	Redhouse Arts Center, Inc.	Redhouse Arts and Culture Complex Capital	ESD
Round 4	39934	SBB Inc.	SBB Capital	ESD
Round 4	39934	SBB Inc.	SBB Excelsior	ESD
Round 4	45091	SQUARE DEAL MACHINING INC	Square Deal Machining - Excelsior	ESD
Round 4	42295	St. Joseph's Hospital Health Center	St Joseph's Hospital Expansion of Community Services, Capital	ESD
Round 4	37541	Stonewell Bodies Machine, Inc.	Stonewell Bodies Machine Capital	ESD
Round 4	37541	Stonewell Bodies Machine, Inc.	Stonewell Bodies Machine Capital	ESD
Round 4	41216	Sunoco, Inc.	Sunoco Truck Scale and Entrance Capital	ESD
Round 4	42641	Syracuse Community Hotel, Inc., dba Marriott Downtown Syracuse	Syracuse Community Hotel Redevelopment Capital	ESD
Round 4	42946	Syracuse Economic Development Corporation	Shalimar Properties - Working Capital	ESD
Round 4	37136	Tessy Plastics Corp.	Tessy Plastics Excelsior	ESD
Round 4	42277	The Brewster Inn	Banquet Hall and Inn Expansion	ESD
Round 4	42685	The Cortland Companies	Cortland Company Capital	ESD
Round 4	42685	The Cortland Companies	Cortland Company Capital	ESD
Round 4	41726	Town of Clay	Town of Clay- Three Rivers Point Improvements	ESD
Round 4	38194	US Concrete and Block Company, Inc.	US Concrete and Block Company, Inc.	ESD
Round 4	39512	US InterCorp LLC	US InterCorp Capital	ESD
Round 4	39512	US InterCorp LLC	US InterCorp Excelsior	ESD
Round 4	38746	VG Rentals, Inc.	VG Rentals Capital	ESD
Round 4	40510	City of Auburn	Auburn Floors Anchor Project	HCR
Round 4	39724	City of Cortland	Downtown Market Analysis	HCR
Round 4	41872	City of Cortland	Microenterprise Assistance Program	HCR
Round 4	42349	City of Cortland	City of Cortland Otter Creek Culvert Repairs	HCR
Round 4	42442	City of Oneida	City of Oneida Downtown Feasibility Studies	HCR
Round 4	40851	CNY Arts Center, Inc.	Case Lee House Feasibility Study	HCR
Round 4	41392	Near West Side Initiative, Inc.	West Fayette Main Street Project	HCR
Round 4	39901	Onondaga County	Village of Jordan Main St Program	HCR
Round 4	38896	Village of Weedsport	Main Street Program Renovations	HCR
Round 4	42070	Central New York Regional Planning & Development Board	Central New York Inland Port Wetlands Mitigation Bank Pilot Project	NYSERDA
Round 4	39729	City of Cortland	City Wide Pedestrian and Bicycle Improvement Plan	NYSERDA
Round 4	40394	City of Oswego	Route 104 Complete Streets Plan	NYSERDA
Round 4	38740	Home Headquarters, Inc.	Syracuse Smart Regrowth Sustainable Corners	NYSERDA
Round 4	42140	Finger Lakes Land Trust, Inc.	Skaneateles Highlands Acquisition and Enhancement Project	Parks
Round 4	38834	George Rebecca Barnes Foundation	Facility Upgrades	Parks
Round 4	38968	Town of DeWitt	Willis Carrier Recreation Center	Parks

Program	CFA Award	Total Project Cost	Funds Disbursed to Date	Status
Market New York	\$190,440	\$255,000	\$-	Blue
Empire State Development Grant Funds	\$2,315,000	\$20,097,776	\$2,315,000	Blue
Empire State Development Grant Funds	\$900,000	\$7,100,000	\$1,300,000	Blue
Empire State Development Grant Funds	\$150,000	\$3,000,000	\$-	Black
Excelsior Jobs Program	\$200,000	\$1,313,985	\$-	Black
Excelsior Jobs Program	\$950,000	\$1,000,000	\$-	Green
Empire State Development Grant Funds	\$360,000	\$2,277,469	\$-	Green
Empire State Development Grant Funds	\$300,000	\$3,749,500	\$-	Black
Excelsior Jobs Program	\$400,000	\$3,749,500	\$-	Black
Empire State Development Grant Funds	\$200,000	\$1,000,000	\$200,000	Blue
Empire State Development Grant Funds	\$3,645,000	\$3,645,000	\$3,645,000	Blue
ESD - Strategic Planning and Feasibility Studies	\$25,000	\$50,000	\$25,000	Blue
Excelsior Jobs Program	\$1,500,000	\$8,036,000	\$-	Black
Empire State Development Grant Funds	\$300,000	\$3,040,000	\$-	Black
Empire State Development Grant Funds	\$225,000	\$745,000	\$-	Black
Excelsior Jobs Program	\$100,000	\$745,000	\$-	Black
Empire State Development Grant Funds	\$400,000	\$-	\$-	Black
Excelsior Jobs Program	\$1,000,000	\$1,000,000	\$318,018	Green
Empire State Development Grant Funds	\$1,000,000	\$-	\$-	Black
Excelsior Jobs Program	\$750,000	\$-	\$-	Black
Empire State Development Grant Funds	\$700,000	\$4,625,366	\$700,000	Blue
HCR - New York Main Street (NYMS)	\$250,000	\$4,070,788	\$250,000	Blue
HCR - Community Development Block Grant (CDBG) - Community Planning	\$50,000	\$53,000	\$48,587	Blue
HCR - Community Development Block Grant (CDBG) Microenterprise	\$200,000	\$225,000	\$200,000	Blue
HCR - Community Development Block Grant (CDBG) - Public Infrastructure	\$600,000	\$815,000	\$600,000	Blue
HCR - New York Main Street Technical Assistance (NYMS-TA)	\$20,000	\$21,000	\$20,000	Blue
HCR - New York Main Street Technical Assistance (NYMS-TA)	\$20,000	\$21,000	\$-	Black
HCR - New York Main Street (NYMS)	\$250,000	\$6,796,139	\$152,393	Blue
HCR - New York Main Street (NYMS)	\$200,000	\$403,021	\$172,398	Blue
HCR - New York Main Street (NYMS)	\$250,000	\$447,600	\$103,355	Blue
Cleaner Greener Communities (CGC), Phase II Implementation Grants, Category 2: Planning & Technical Assistance - Round 2 (CFA Round 4)	\$249,750	\$333,000	\$114,750	Blue
Cleaner Greener Communities (CGC), Phase II Implementation Grants, Category 2: Planning & Technical Assistance - Round 2 (CFA Round 4)	\$39,000	\$52,000	\$-	Black
Cleaner Greener Communities (CGC), Phase II Implementation Grants, Category 2: Planning & Technical Assistance - Round 2 (CFA Round 4)	\$225,000	\$300,000	\$225,000	Blue
Cleaner Greener Communities (CGC), Phase II Implementation Grants, Category 3: Sustainability Projects - Round 2 (CFA Round 4)	\$1,555,000	\$2,311,000	\$58,246	Green
Park Acquisition, Development and Planning	\$306,525	\$613,050	\$267,747	Blue
Historic Property Acquisition, Development and Planning	\$300,000	\$400,000	\$136,390	Blue
Park Acquisition, Development and Planning	\$500,000	\$7,014,235	\$-	Green

Round	CFA #	Applicant	Project	Agency
Round 5	54204	Canal Society of New York State	Expanded Operational Capacity	Arts
Round 5	57401	Children's Museum of Oswego	Expanded Organizational Capacity	Arts
Round 5	51185	CNY Arts	Regional Audience Engagement	Arts
Round 5	51988	Everson Museum of Art	Helen Levitt: In the Street	Arts
Round 5	53415	Onondaga Historical Association	Stickley House Planning	Arts
Round 5	57048	Open Hand Theater	Expanded Marketing Capacity	Arts
Round 5	53654	Parents Promoting Dance	Expanded Programmatic Capacity	Arts
Round 5	53194	Stone Quarry Hill Art Park	Expanded Operational Capacity	Arts
Round 5	50281	Symphoria	Sound Stops Musical Performances	Arts
Round 5	57330	Syracuse Children's Theatre	Expanded Development and Operational Capacity	Arts
Round 5	55912	The Village of Baldwinsville	Baldwinsville Boat Launch	Canals
Round 5	51848	Village of Cazenovia	Lakeland Park Hand Boat Launch	Canals
Round 5	54500	Cayuga County Soil and Water Conservation District	Owasco Lake Watershed Road Ditch Stabilization	DEC
Round 5	56539	Cortland County Soil and Water Conservation District	Town of Lapeer Flint Road Culvert Replacement	DEC
Round 5	56262	Town of Cicero	Town of Cicero Oxbow Road Bank Stabilization	DEC
Round 5	54694	Town of DeWitt	Syracuse Urbanized Area Comprehensive Storm Sewer Mapping Project	DEC
Round 5	51961	Town of Hamilton	Town of Hamilton Salt Storage Facility	DEC
Round 5	51892	Falso Industries, Inc.	Manufacturing Improvement Training	DOL
Round 5	53896	Felix Schoeller North America Inc.	Machine Operator Training	DOL
Round 5	52516	Pathfinder Industries, Inc.	Quality Training	DOL
Round 5	50368	Cayuga (Co)	Village of Union Springs and Town of Springport Waterfront Revitalization Plan	DOS
Round 5	54132	Cayuga (Co)	Owasco Lake Watershed Management Plan Implementation - Incorporation of the EPA Nine Key Elements	DOS
Round 5	41990	Cayuga (V)	Zoning Revisions	DOS
Round 5	53261	Cicero (T)	Bennett Street Installation of Streetscape Improvements	DOS
Round 5	56389	Cleveland (V)	Dock Rehabilitation	DOS
Round 5	53350	Madison (Co)	Old Erie Canal Waterfront Revitalization Plan	DOS
Round 5	56924	Oswego (C)	Waterfront Feasibility Study	DOS
Round 5	56311	Syracuse (C)	Seneca Turnpike Corridor	DOS
Round 5	53879	Atlantic States Legal Foundation	Revitalizing Urban Vacant Properties for Green Stormwater Infrastructure	EFC
Round 5	56367	City of Cortland	Cortland Green Street Retrofit	EFC
Round 5	53374	Onondaga Community College	OCC Green Gateway and Living Lab	EFC
Round 5	49727	400 West Division Street, LLC	Solar Street Mixed-Use	ESD
Round 5	54781	900 East Fayette Group LLC	900 East Fayette Group Capital	ESD
Round 5	60787	ANOPLATE CORP.	Anoplate Corp.	ESD
Round 5	54146	Ascension Gaming Network, Inc.	Ascension Gaming Network Facility and Equipment	ESD
Round 5	54969	CEA Holdings, Inc., dba CEA Fresh Farms	CEA Fresh Farms Indoor Farm	ESD
Round 5	54969	CEA Holdings, Inc., dba CEA Fresh Farms	CEA Fresh Farms Indoor Farm	ESD

Program	CFA Award	Total Project Cost	Funds Disbursed to Date	Status
Council on the Arts - Workforce Investment (Round 5)	\$49,500	\$144,000	\$-	Blue
Council on the Arts - Workforce Investment (Round 5)	\$35,400	\$47,200	\$35,400	Blue
Council on the Arts - Arts, Culture and Heritage New Initiatives - Implementation (Round 5)	\$63,000	\$375,000	\$63,000	Blue
Council on the Arts - Arts, Culture and Heritage New Initiatives - Implementation (Round 5)	\$31,500	\$106,000	\$31,500	Blue
Council on the Arts - Arts, Culture and Heritage New Initiatives - Planning (Round 5)	\$48,906	\$2,400,000	\$48,906	Blue
Council on the Arts - Workforce Investment (Round 5)	\$26,100	\$38,157	\$26,100	Blue
Council on the Arts - Workforce Investment (Round 5)	\$40,000	\$50,000	\$32,000	Blue
Council on the Arts - Workforce Investment (Round 5)	\$49,500	\$106,000	\$49,500	Blue
Council on the Arts - Arts, Culture and Heritage New Initiatives - Implementation (Round 5)	\$40,500	\$95,000	\$40,500	Blue
Council on the Arts - Workforce Investment (Round 5)	\$49,500	\$62,400	\$49,500	Blue
NYS Canalway Grant Program	\$37,000	\$74,000	\$37,000	Blue
NYS Canalway Grant Program	\$70,000	\$71,225	\$70,000	Blue
Water Quality Improvement Project (WQIP) Program	\$210,000	\$302,000	\$50,000	Green
Water Quality Improvement Project (WQIP) Program	\$131,067	\$171,492	\$131,067	Green
Water Quality Improvement Project (WQIP) Program	\$75,000	\$100,000	\$75,000	Green
Water Quality Improvement Project (WQIP) Program	\$168,000	\$224,000	\$168,000	Blue
Water Quality Improvement Project (WQIP) Program	\$255,000	\$340,000	\$241,330	Blue
Existing Employee Training Program	\$18,000	\$18,000	\$-	Black
New Hire Training Program	\$50,000	\$8,500,000	\$-	Black
Existing Employee Training Program	\$17,000	\$30,000	\$17,000	Blue
Local Waterfront Revitalization Program	\$58,000	\$116,000	\$57,996	Blue
Local Waterfront Revitalization Program	\$35,000	\$70,000	\$25,000	Green
Local Waterfront Revitalization Program	\$25,000	\$50,000	\$24,539	Blue
Local Waterfront Revitalization Program	\$121,500	\$243,000	\$94,999	Blue
Local Waterfront Revitalization Program	\$400,000	\$2,147,500	\$-	Black
Local Waterfront Revitalization Program	\$83,000	\$190,007	\$67,297	Green
Local Waterfront Revitalization Program	\$132,250	\$265,411	\$78,020	Blue
Local Waterfront Revitalization Program	\$475,500	\$951,000	\$-	Green
Green Innovation Grant Program	\$1,100,000	\$2,492,453	\$372,068	Blue
Green Innovation Grant Program	\$837,374	\$1,917,790	\$-	Yellow
Green Innovation Grant Program	\$711,000	\$780,000	\$711,000	Blue
Empire State Development Grant Funds	\$1,000,000	\$8,000,000	\$-	Green
Empire State Development Grant Funds	\$250,000	\$7,945,764	\$250,000	Green
Excelsior Jobs Program	\$600,000	\$600,000	\$166,286	Green
Empire State Development Grant Funds	\$50,000	\$3,327,500	\$450,000	Green
Empire State Development Grant Funds	\$3,000,000	\$69,482,000	\$-	Black
Excelsior Jobs Program	\$6,500,000	\$69,482,000	\$-	Black

Round	CFA #	Applicant	Project	Agency
Round 5	53073	City of Cortland	City of Cortland Main Street Feasibility Study Working Capital	ESD
Round 5	57237	Community Memorial Hospital, Inc.	Community Memorial Hospital- Emergency Department	ESD
Round 5	56255	COR Van Rensselaer Street Company, LLC	Van Rensselaer Street Mixed-Use Construction Capital	ESD
Round 5	55272	Cortland Plastics International, LLC	Cortland Plastics Capital	ESD
Round 5	56926	County Of Oswego IDA	Oswego County IDA Incubator	ESD
Round 5	50896	Crouse Health Hospital, Inc.	Chemical Dependency Treatment Facility Capital	ESD
Round 5	55787	Earned Visibility, Inc.	Earned Visibility, Inc. Combo	ESD
Round 5	55787	Earned Visibility, Inc.	Earned Visibility, Inc. Combo	ESD
Round 5	53428	Empire Farmstead Brewery, Inc.	Brewery Expansion Capital	ESD
Round 5	55760	Empire Housing and Development Corporation	The Inner Harbor One-Stop Veterans Center	ESD
Round 5	53960	Erie Canalway Heritage Fund, Inc.	World Canals Conference 2017 Working Capital	ESD
Round 5	53471	Farm It Out Produce, Inc.	Farm It Out Produce	ESD
Round 5	53896	Felix Schoeller North America, Inc.	Felix Schoeller Silicone Coating Line	ESD
Round 5	53896	Felix Schoeller North America, Inc.	Felix Schoeller Silicone Coating Line	ESD
Round 5	56983	Gear Motions, Inc.	Gear Motions, Nixon Gear Division Capital	ESD
Round 5	55932	Gelesis, Inc.	Gelesis Facilities and Equipment	ESD
Round 5	55932	Gelesis, Inc.	Gelesis Facilities and Equipment	ESD
Round 5	52673	Giovanni Food Co., Inc.	Giovanni Food Co., Inc. Combo	ESD
Round 5	52673	Giovanni Food Co., Inc.	Giovanni Food Co., Inc. Combo	ESD
Round 5	46943	Grober, Inc.	Grober, Inc.	ESD
Round 5	55924	Housing Visions Consultants, Inc.	Crescent Commons Commercial Development Capital	ESD
Round 5	43112	INFITEC INC	Infitec Training	ESD
Round 5	52423	Inns of Aurora, LLC	Inns of Aurora New Hotel Facilities	ESD
Round 5	57225	Interface Performance Materials, Inc.	Interface Performance Materials Production Line	ESD
Round 5	57225	Interface Performance Materials, Inc.	Interface Performance Materials Production Line Excelsior	ESD
Round 5	56382	JPW Structural Contracting, Inc.	JPW Structural Contracting Capital	ESD
Round 5	56382	JPW Structural Contracting, Inc.	JPW Structural Contracting Capital	ESD
Round 5	57502	Lake Ontario Water Park, Inc.	Lake Ontario Water Park Capital	ESD
Round 5	56398	Lake View Manufacturing LLC, dba Aurora Shoe Company	Aurora Shoe Company Capital	ESD
Round 5	57367	Life of Reilley Distilling Company	Life of Reilley Distilling Capital	ESD
Round 5	56317	McNeil Development Company LLC	McNeil & Co. Insurance Office Campus Capital	ESD
Round 5	55667	Morse Manufacturing Co., Inc.	Morse Manufacturing - Building and Equipment	ESD
Round 5	52738	Near Westside Initiative, Inc.	Neighborhood Performance Infrastructure Facility Capital	ESD
Round 5	57955	Park Avenue Lantern Corporation	The Dietz at Leavenworth Park Capital	ESD
Round 5	57946	Power Guardian New York	Power Guardian Green Energy	ESD
Round 5	55282	Prima Terra Properties, LLC	Prima Terra - Crossroads New Hampton Inn and Out Parcels	ESD
Round 5	54394	SR Energy, LLC	SR Energy Integrated Biomass Processing Facility	ESD

Program	CFA Award	Total Project Cost	Funds Disbursed to Date	Status
ESD - Strategic Planning and Feasibility Studies	\$35,000	\$70,000	\$35,000	Blue
Empire State Development Grant Funds	\$500,000	\$6,000,000	\$-	Green
Empire State Development Grant Funds	\$2,500,000	\$38,910,000	\$-	Black
Empire State Development Grant Funds	\$250,000	\$1,250,000	\$187,500	Green
Empire State Development Grant Funds	\$900,000	\$6,000,000	\$-	Green
Empire State Development Grant Funds	\$1,000,000	\$17,220,000	\$-	Green
Empire State Development Grant Funds	\$600,000	\$2,600,000	\$-	Green
Excelsior Jobs Program	\$2,500,000	\$2,600,000	\$-	Green
Empire State Development Grant Funds	\$250,000	\$1,275,000	\$-	Black
Empire State Development Grant Funds	\$1,200,000	\$6,530,000	\$-	Black
Market New York	\$273,350	\$479,695	\$273,350	Blue
Empire State Development Grant Funds	\$275,000	\$1,381,830	\$-	Black
Empire State Development Grant Funds	\$1,200,000	\$8,500,000	\$-	Black
Excelsior Jobs Program	\$250,000	\$8,500,000	\$-	Black
Empire State Development Grant Funds	\$125,000	\$1,063,000	\$125,000	Blue
Empire State Development Grant Funds	\$2,000,000	\$30,000,000	\$-	Black
Excelsior Jobs Program	\$2,000,000	\$30,000,000	\$-	Black
Excelsior Jobs Program	\$385,000	\$9,079,580	\$-	Green
Empire State Development Grant Funds	\$700,000	\$9,079,580	\$280,000	Green
Excelsior Jobs Program	\$900,000	\$10,800,000	\$32,432	Green
Empire State Development Grant Funds	\$750,000	\$17,297,288	\$1,000,000	Blue
Excelsior Jobs Program	\$100,000	\$-	\$-	Black
Empire State Development Grant Funds	\$1,500,000	\$15,500,000	\$-	Black
Empire State Development Grant Funds	\$200,000	\$2,500,000	\$-	Black
Excelsior Jobs Program	\$200,000	\$2,500,000	\$-	Black
Excelsior Jobs Program	\$130,000	\$2,472,729	\$35,833	Green
Empire State Development Grant Funds	\$200,000	\$2,472,729	\$200,000	Green
Empire State Development Grant Funds	\$400,000	\$5,215,000	\$-	Green
Empire State Development Grant Funds	\$50,000	\$425,000	\$50,000	Blue
Empire State Development Grant Funds	\$50,000	\$357,000	\$-	Black
Empire State Development Grant Funds	\$1,100,000	\$7,209,631	\$1,100,000	Green
Empire State Development Grant Funds	\$500,000	\$7,025,000	\$250,000	Green
Empire State Development Grant Funds	\$200,000	\$1,056,000	\$200,000	Green
Empire State Development Grant Funds	\$900,000	\$24,432,958	\$900,000	Blue
Empire State Development Grant Funds	\$247,500	\$-	\$-	Black
Empire State Development Grant Funds	\$1,000,000	\$14,216,586	\$1,000,000	Blue
Empire State Development Grant Funds	\$500,000	\$70,000,000	\$-	Black

Round	CFA #	Applicant	Project	Agency
Round 5	54394	SR Energy, LLC	SR Energy Integrated Biomass Processing Facility	ESD
Round 5	53109	Sunoco, Inc.	Sunoco - Malted Barley Capital	ESD
Round 5	55232	Syracuse 727, LLC (formerly Varsity BLVD, LLC)	Syracuse 727 Capital	ESD
Round 5	55153	Syracuse Lighting Company LLC	Syracuse Lighting Company Brewery & Mixed-Use	ESD
Round 5	55106	Syracuse Regional Airport Authority	Hancock Airport Planning Study	ESD
Round 5	57662	Syracuse University	National Veterans Resource Complex Capital I	ESD
Round 5	54146	TCGplayer, Inc.	TCGplayer, Inc.	ESD
Round 5	55627	The Kimberly at Grant Boulevard, LLC	Kimberly Enterprise Center	ESD
Round 5	51292	Tony Baird Electronics, Inc.	Tony Baird Electronics Capital	ESD
Round 5	51126	Town of DeWitt	Town of DeWitt Multi-Sports Complex	ESD
Round 5	51126	Town of DeWitt	Town of DeWitt Multi-Sports Complex	ESD
Round 5	56466	Triad Recycling and Energy, Corp.	Triad Recycling- Recycling Facility	ESD
Round 5	56482	Village of Phoenix	Village of Phoenix Marina Capital	ESD
Round 5	52960	Visiting Nurse Association of Central New York, Inc.	VNA-Continuing Care Call Center	ESD
Round 5	56313	Whitlock Partners Ltd	Whitlock- South Salina Street Capital	ESD
Round 5	54947	City of Cortland	Cortland New York Main Street Program	HCR
Round 5	56931	City of Oswego	City of Oswego West Side Sanitary Sewer Rehabilitation	HCR
Round 5	52797	Town of Albion	Town of Albion Water System Planning Project	HCR
Round 5	52588	University Neighborhood Preservation Association	Stickley House Restoration	HCR
Round 5	52365	Village of Fair Haven	Downtown Building Redevelopment Analysis and Design	HCR
Round 5	52520	Village of Hamilton	Village of Hamilton AirPark Project	HCR
Round 5	55256	Village of Homer	Village of Homer Microenterprise Program	HCR
Round 5	57053	CNY RPDB	NYSCP Western NY	NYSERDA
Round 5	54762	City of Cortland	Cortland Fire Station Roof and Masonry Restoration Project	Parks
Round 5	51123	Friends of Fulton Parks, Inc.	Recreation Park Restoration	Parks
Round 5	55828	Grace Episcopal Church	Exterior Masonry Restoration Project	Parks
Round 5	53762	Howland Stone Store Museum	Opendore Project - Phase 3	Parks
Round 5	55722	National Abolition Hall of Fame and Museum	Smithfield Community Center Accessibility	Parks
Round 5	54336	Pulaski Boylston Snowmobile Club, Inc.	Pulaski Boylston Snowmobile Club Trail Groomer Acquisition	Parks
Round 5	52924	Village of Homer	Route 11 Corridor Acquisition Project	Parks
Round 6	68144	City of Oswego	City of Oswego Public Art Master Plan	Arts
Round 6	65280	CNY Arts, Inc.	2017 Arts Entertainment Districting Planning	Arts
Round 6	64450	CNY Jazz Arts Foundation, Inc.	Administrative Workforce Expansion	Arts
Round 6	65499	Erie Canal Museum	Reflections on Erie's Waters	Arts
Round 6	67751	Everson Museum of Art	Seen and Heard	Arts
Round 6	65741	H. Lee White Maritime Museum at Oswego	Artistic Workforce Expansion	Arts
Round 6	68389	Musical Associates of Central New York	Canal Concerts	Arts

Program	CFA Award	Total Project Cost	Funds Disbursed to Date	Status
Excelsior Jobs Program	\$800,000	\$70,000,000	\$-	Black
Empire State Development Grant Funds	\$700,000	\$14,844,072	\$700,000	Blue
Empire State Development Grant Funds	\$1,100,000	\$49,749,861	\$800,000	Green
Empire State Development Grant Funds	\$800,000	\$6,810,000	\$-	Black
ESD - Strategic Planning and Feasibility Studies	\$25,000	\$80,000	\$-	Black
Empire State Development Grant Funds	\$2,000,000	\$62,500,000	\$2,000,000	Blue
Excelsior Jobs Program	\$2,400,000	\$3,327,500	\$-	Green
Empire State Development Grant Funds	\$1,100,000	\$23,216,224	\$-	Black
Empire State Development Grant Funds	\$52,500	\$86,387	\$7,029	Blue
Empire State Development Grant Funds	\$100,000	\$1,200,000	\$-	Green
Market New York	\$250,000	\$1,200,000	\$-	Green
Empire State Development Grant Funds	\$150,000	\$1,940,000	\$-	Black
ESD - Strategic Planning and Feasibility Studies	\$40,000	\$100,000	\$39,673	Blue
Empire State Development Grant Funds	\$900,000	\$11,997,600	\$900,000	Blue
Empire State Development Grant Funds	\$200,000	\$2,371,487	\$-	Green
HCR - New York Main Street (NYMS)	\$425,000	\$1,444,025	\$425,000	Blue
HCR - Community Development Block Grant (CDBG) - Public Infrastructure	\$600,000	\$5,808,000	\$-	Black
HCR - Community Development Block Grant (CDBG) - Community Planning	\$47,500	\$50,000	\$35,500	Blue
HCR - New York Main Street (NYMS)	\$200,000	\$575,000	\$200,000	Blue
HCR - New York Main Street Technical Assistance (NYMS-TA)	\$20,000	\$24,250	\$20,000	Blue
HCR - Community Development Block Grant (CDBG) - Community Planning	\$50,000	\$53,000	\$50,000	Blue
HCR - Community Development Block Grant (CDBG) - Microenterprise	\$200,000	\$225,000	\$200,000	Blue
Cleaner Greener Communities (CGC), Phase II Implementation Grants, Category 3: Community-Scale Sustainability Projects - Round 3 (CFA Round 5)	\$3,000,000	\$3,750,000	\$2,421,055	Green
Historic Property Acquisition, Development and Planning	\$235,400	\$313,956	\$235,400	Blue
Park Acquisition, Development and Planning	\$292,409	\$389,879	\$292,409	Blue
Historic Property Acquisition, Development and Planning	\$275,886	\$367,847	\$275,886	Blue
Historic Property Acquisition, Development and Planning	\$150,000	\$400,000	\$135,000	Blue
Historic Property Acquisition, Development and Planning	\$79,035	\$105,380	\$71,541	Blue
Recreational Trails Program	\$168,032	\$210,040	\$168,032	Blue
Park Acquisition, Development and Planning	\$311,403	\$415,205	\$-	Green
Council on the Arts - Arts, Culture and Heritage New Initiatives - Planning (Round 6)	\$40,000	\$49,500	\$40,000	Blue
Council on the Arts - Arts, Culture and Heritage New Initiatives - Planning (Round 6)	\$49,500	\$49,500	\$49,500	Blue
Council on the Arts - Workforce Investment (Round 6)	\$28,500	\$38,500	\$28,500	Blue
Council on the Arts - Arts, Culture and Heritage New Initiatives - Implementation (Round 6)	\$36,500	\$73,000	\$36,500	Blue
Council on the Arts - Arts, Culture and Heritage New Initiatives - Implementation (Round 6)	\$66,000	\$132,046	\$16,500	Blue
Council on the Arts - Workforce Investment (Round 6)	\$29,000	\$39,077	\$29,000	Blue
Council on the Arts - Arts, Culture and Heritage New Initiatives - Implementation (Round 6)	\$45,000	\$120,000	\$45,000	Blue

Round	CFA #	Applicant	Project	Agency
Round 6	68169	Society for New Music	Suffragette Matilda Joslyn Gage	Arts
Round 6	66577	Town of DeWitt	Elevating Erie Towpath Road Corridor Design	Arts
Round 6	66760	Canal Society of New York State	Erie Canal Bicentennial Exhibition Collaboration	Canals
Round 6	65959	Madison County	Signage Plan for the Old Erie Canal State Historic Park	Canals
Round 6	66794	Cayuga County Soil and Water Conservation District	Critical Area Stabilization--Hydro-seeder	DEC
Round 6	66208	City of Auburn	Auburn Public Safety Complex Relocation	DEC
Round 6	66720	City of Cortland	Construction and Pilot Operation of a Food Waste Vermicomposting Facility	DEC
Round 6	67328	City of Oneida	City of Oneida Long Term Improvement Plan	DEC
Round 6	67434	City of Oswego	Installation of the Seneca Street Neighborhood Bikeway	DEC
Round 6	65878	City of Syracuse	Engineering Planning Grant Program	DEC
Round 6	67108	Madison County	Right-Sizing the Madison County Vehicle Fleet	DEC
Round 6	66398	Port Byron, Village of	Village of Port Byron	DEC
Round 6	63579	Town of Brookfield	Town of Brookfield Salt Storage Facility	DEC
Round 6	67463	Town of DeWitt	Repurposing the Bristol-Myers Squibb Industrial Pretreatment Facility to Serve the Thompson Road Ind	DEC
Round 6	66388	Town of Owasco	Walkable Owasco: Construction of Sidewalks and Walking Trail	DEC
Round 6	68229	Village of Liverpool	Village of Liverpool Preliminary Engineering Report	DEC
Round 6	68388	Learning Disabilities Association of Central New York, Inc.	Career Solutions Academy	DOL
Round 6	68638	Onondaga Community College	CNY Career Pathways	DOL
Round 6	66248	Auburn (C)	Owasco River Redevelopment Design	DOS
Round 6	66608	Cayuga County Water and Sewer Authority	Cayuga County Water and Sewer Service Regional Efficiency Plan	DOS
Round 6	66719	Cicero (T)	Riverfront Park Parking and Walnut Street Streetscape Improvements	DOS
Round 6	65285	City of Cortland	Cortland, Cortlandville, and Homer Joint Water Meter Project	DOS
Round 6	67166	Cortland (C)	Alternative Transportation Initiative	DOS
Round 6	66577	DeWitt (T)	Elevating Erie Towpath Road Corridor Design	DOS
Round 6	65102	Fulton (C)	Multi-Use Trail Feasibility Study and Draft Local Waterfront Revitalization Program Update	DOS
Round 6	67794	Oswego (C)	Oswego West Side Waterfront Enhancement	DOS
Round 6	66773	Oswego (Co)	Central New York Regional Recreation and Heritage Plan - Phase II	DOS
Round 6	68560	Oswego (Co)	Oswego River Public Access Area	DOS
Round 6	67440	Town of Sullivan	Bridgeport Green Streetscape	EFC
Round 6	66955	55 Main Street Holdings LLC	55 Main Street Revitalization Capital	ESD
Round 6	61899	Beak & Skiff Holding Company, LLC	Beak & Skiff Holding Company Capital	ESD
Round 6	61899	Beak & Skiff Holding Company, LLC	Beak & Skiff Holding Company Capital	ESD
Round 6	65632	Cayuga Economic Development Agency, Inc.	Cayuga Innovation Business Accelerator Capital	ESD
Round 6	64245	CenterState CEO HS	Tech Garden Innovation Hot Spot	ESD
Round 6	68430	CIDEC, LLC	CIDEC Capital	ESD
Round 6	67639	City of Oswego	Oswego Multi-Purpose Athletic Community Facility Feasibility Study RC6	ESD
Round 6	51982	Clear Path for Veterans, Inc.	Clear Path for Veterans Capital	ESD

Program	CFA Award	Total Project Cost	Funds Disbursed to Date	Status
Council on the Arts - Arts, Culture and Heritage New Initiatives - Implementation (Round 6)	\$29,500	\$59,500	\$29,500	Blue
Council on the Arts - Arts, Culture and Heritage New Initiatives - Implementation (Round 6)	\$75,000	\$570,823	\$18,750	Blue
NYS Canalway Grant Program	\$39,000	\$78,000	\$25,000	Blue
NYS Canalway Grant Program	\$30,000	\$61,500	\$30,000	Blue
Water Quality Improvement Project (WQIP) Program	\$125,075	\$169,824	\$125,075	Blue
Climate Smart Communities Grants	\$2,000,000	\$9,000,000	\$293,843	Green
Climate Smart Communities Grants	\$152,450	\$309,450	\$-	Green
Engineering Planning Grant Program	\$19,900	\$24,910	\$19,900	Blue
Climate Smart Communities Grants	\$245,077	\$490,154	\$-	Green
Engineering Planning Grant Program	\$24,786	\$29,743	\$24,786	Blue
Climate Smart Communities Grants	\$15,000	\$31,500	\$15,000	Blue
Engineering Planning Grant Program	\$24,000	\$30,000	\$-	Black
Water Quality Improvement Project (WQIP) Program	\$456,375	\$608,500	\$371,052	Blue
Engineering Planning Grant Program	\$96,995	\$129,300	\$48,498	Green
Climate Smart Communities Grants	\$263,700	\$527,400	\$46,070	Green
Engineering Planning Grant Program	\$30,000	\$36,000	\$30,000	Blue
Special Populations Training Program	\$100,000	\$113,320	\$81,992	Blue
Unemployed Worker Training Program	\$100,000	\$446,180	\$35,248	Blue
Local Waterfront Revitalization Program	\$589,750	\$579,500	\$589,750	Blue
Local Government Efficiency Program	\$100,000	\$200,000	\$95,130	Green
Local Waterfront Revitalization Program	\$137,500	\$275,000	\$86,856	Green
Local Government Efficiency Program	\$400,000	\$720,000	\$400,000	Blue
Local Waterfront Revitalization Program	\$500,000	\$1,000,000	\$-	Green
Local Waterfront Revitalization Program	\$229,000	\$458,000	\$-	Green
Local Waterfront Revitalization Program	\$61,500	\$123,000	\$61,500	Blue
Local Waterfront Revitalization Program	\$590,000	\$1,180,000	\$-	Green
Local Waterfront Revitalization Program	\$300,000	\$600,000	\$256,956	Green
Local Waterfront Revitalization Program	\$103,500	\$207,000	\$23,502	Green
Green Innovation Grant Program	\$800,000	\$800,000	\$645,260	Blue
Empire State Development Grant Funds	\$200,000	\$1,450,000	\$100,000	Green
Excelsior Jobs Program	\$100,000	\$3,093,194	\$22,222	Blue
Empire State Development Grant Funds	\$598,000	\$3,093,194	\$598,000	Blue
Empire State Development Grant Funds	\$500,000	\$1,465,000	\$-	Green
New York State Business Incubator and Innovation Hot Spot Support Program	\$250,000	\$750,000	\$691,667	Green
Empire State Development Grant Funds	\$240,000	\$1,100,000	\$-	Green
ESD - Strategic Planning and Feasibility Studies	\$68,000	\$137,900	\$-	Green
Empire State Development Grant Funds	\$364,000	\$1,836,000	\$-	Green

Round	CFA #	Applicant	Project	Agency
Round 6	65531	Cortland Downtown Partnership	Ski 2 Cortland Working Capital	ESD
Round 6	68519	Cortland Downtown Partnership	"38 Arts" Actor's Hostel and Performance Venue Capital	ESD
Round 6	68610	County of Onondaga	Oncenter Convention Center Capital	ESD
Round 6	63438	Crouse Health Hospital, Inc.	Crouse Hospital Prompt Care Capital RC6	ESD
Round 6	66698	Half in the Bag Brewery, LLC	Willow Rock Brewing Company Capital	ESD
Round 6	66412	JD Farms	Biomass Processing Facility Capital RC6	ESD
Round 6	69646	JENLOR Energy LLC	JENLOR Energy Excelsior	ESD
Round 6	67454	LeMoynes College	Le Moynes College Quantitative Reasoning Center Capital	ESD
Round 6	68446	New York State Rhythm and Blues Festival, Inc.	25th New York State Blues Festival Working Capital	ESD
Round 6	66379	Northeast Information Discovery, Inc.	Northeast Information Discovery Capital	ESD
Round 6	66379	Northeast Information Discovery, Inc.	Northeast Information Discovery Capital	ESD
Round 6	66739	Oneida Air Systems Incorporated	Oneida Air Systems Capital	ESD
Round 6	63681	Onondaga Historical Association	Onondaga Historical Association "Brewseum" 127,416	ESD
Round 6	68318	Operation Oswego County, Inc	Mitchell Street Capital	ESD
Round 6	65217	Owasco Lake Hotel, LLC	Owasco Lake Hotel Capital	ESD
Round 6	68303	Steri-Pharma LLC	Steri-Pharma	ESD
Round 6	68303	Steri-Pharma LLC	Steri-Pharma	ESD
Round 6	67713	Town of Cortlandville	Town of Cortlandville Guchess Athletic Complex Capital	ESD
Round 6	67315	Town of Oswego	Route 104 Sewer Study Working Capital	ESD
Round 6	64381	United Cerebral Palsy Assoc. Cayuga County, Inc.	E. John Gavras Center Capital	ESD
Round 6	64792	Upstate Medical University	CNY Biotech Accelerator	ESD
Round 6	68697	Weaver Machine	Weaver Machine Capital	ESD
Round 6	66503	City of Cortland	City of Cortland Microenterprise Program	HCR
Round 6	66681	City of Cortland	City of Cortland Clinton Avenue Water Project	HCR
Round 6	65382	City of Oneida Department of Planning Development	Oneida City Center Revitalization Building Improvement Program	HCR
Round 6	66543	Madison County	Madison County Microenterprise Program	HCR
Round 6	63366	Village of DeRuyter	Village of DeRuyter Water Improvement	HCR
Round 6	66134	Village of Homer	Barber Block Redevelopment Project	HCR
Round 6	66903	Village of Phoenix	Village of Phoenix Water and Sewer Improvements	HCR
Round 6	66299	City of Cortland	City of Cortland Pool House	Parks
Round 6	64940	Community Preservation Committee, Inc.	Willard Memorial Chapel Restoration Project	Parks
Round 6	66202	Open Space Institute	Green Lakes State Park Environmental Education Center	Parks
Round 6	63156	Seward House Museum	Seward House Museum Woodshed Revitalization	Parks
Round 6	64091	The Research Foundation for SUNY (Oswego)	Fitzhugh Park Renovation and Renewal Project	Parks
Round 6	64471	Town of Richland	Haldane Center Improvement Project	Parks
Round 7	73188	Central New York Enterprise Development Corporation	Central New York - New York Grown Certified	Ag_and_Markets
Round 7	74006	Arts at the Palace, Inc.	Administrative Workforce Expansion	Arts

Program	CFA Award	Total Project Cost	Funds Disbursed to Date	Status
Market New York	\$60,000	\$80,000	\$-	Green
Empire State Development Grant Funds	\$360,000	\$1,800,000	\$-	Black
Market New York	\$975,000	\$3,900,000	\$-	Yellow
Empire State Development Grant Funds	\$1,000,000	\$9,401,133	\$-	Black
Empire State Development Grant Funds	\$85,000	\$428,921	\$42,500	Yellow
Empire State Development Grant Funds	\$200,000	\$-	\$-	Black
Excelsior Jobs Program	\$750,000	\$19,300,000	\$-	Green
Empire State Development Grant Funds	\$1,200,000	\$6,000,000	\$-	Green
Market New York	\$30,000	\$130,000	\$30,000	Blue
Empire State Development Grant Funds	\$200,000	\$1,090,000	\$-	Green
Excelsior Jobs Program	\$90,000	\$1,090,000	\$6,448	Green
Empire State Development Grant Funds	\$341,000	\$1,585,515	\$-	Green
Empire State Development Grant Funds	\$25,000	\$200,000	\$-	Green
Empire State Development Grant Funds	\$120,000	\$600,000	\$-	Black
Empire State Development Grant Funds	\$1,191,000	\$8,716,615	\$-	Green
Empire State Development Grant Funds	\$3,000,000	\$1,000,000	\$-	Green
Excelsior Jobs Program	\$1,000,000	\$1,000,000	\$-	Green
ESD - Strategic Planning and Feasibility Studies	\$75,000	\$182,500	\$-	Green
ESD - Strategic Planning and Feasibility Studies	\$25,000	\$50,000	\$25,000	Blue
Empire State Development Grant Funds	\$176,000	\$1,596,890	\$152,307	Green
New York State Business Incubator and Innovation Hot Spot Support Program	\$125,000	\$570,289	\$355,858	Orange
Empire State Development Grant Funds	\$200,000	\$1,027,500	\$-	Green
HCR - Community Development Block Grant (CDBG) - Microenterprise	\$200,000	\$225,000	\$200,000	Blue
HCR - Community Development Block Grant (CDBG) - Public Infrastructure & Public Facilities	\$750,000	\$2,017,935	\$750,000	Blue
HCR - New York Main Street (NYMS)	\$365,000	\$1,447,750	\$127,000	Blue
HCR - Community Development Block Grant (CDBG) - Microenterprise	\$200,000	\$220,000	\$200,000	Blue
HCR - Community Development Block Grant (CDBG) - Public Infrastructure & Public Facilities	\$489,900	\$489,900	\$450,011	Blue
HCR - New York Main Street (NYMS)	\$493,000	\$801,857	\$493,000	Blue
HCR - Community Development Block Grant (CDBG) - Public Infrastructure & Public Facilities	\$529,216	\$679,216	\$529,216	Blue
Environmental Protection Fund: Parks, Preservation and Heritage Grants	\$407,586	\$5,434,480	\$-	Green
Environmental Protection Fund: Parks, Preservation and Heritage Grants	\$250,000	\$671,000	\$19,088	Green
Environmental Protection Fund: Parks, Preservation and Heritage Grants	\$500,000	\$2,215,120	\$-	Green
Environmental Protection Fund: Parks, Preservation and Heritage Grants	\$99,772	\$133,030	\$-	Green
Environmental Protection Fund: Parks, Preservation and Heritage Grants	\$250,000	\$666,730	\$-	Green
Environmental Protection Fund: Parks, Preservation and Heritage Grants	\$280,061	\$373,415	\$280,061	Blue
NY Grown & Certified Agricultural Producers™ Grant Program	\$500,000	\$500,000	\$-	Green
Council on the Arts - Workforce Investment (Round 7)	\$25,000	\$52,800	\$-	Green

Round	CFA #	Applicant	Project	Agency
Round 7	73730	Auburn Public Theater, Inc.	Administrative Workforce Expansion	Arts
Round 7	76421	Central New York Jazz Arts Foundation, Inc.	Workforce Training and Development Expansion	Arts
Round 7	72189	CNY Arts, Inc.	Workforce Training and Development Expansion	Arts
Round 7	76780	Musical Associates of Central New York	Celebrating the Centennial of the Suffrage Movement	Arts
Round 7	72439	Schweinfurth Memorial Art Center	Administrative Workforce Expansion	Arts
Round 7	75811	Syracuse City Ballet	Administrative Workforce Expansion	Arts
Round 7	72799	Cayuga County Soil and Water Conservation District	Owasco Lake Streambank and Riparian Buffer Restoration Project	DEC
Round 7	73516	Cayuga County Soil and Water Conservation District	Owasco Lake Watershed Streambank and Shoreline Repair Project	DEC
Round 7	76214	Cayuga County Soil and Water Conservation District	Cayuga County Erosion Control	DEC
Round 7	73697	City of Cortland	Construction of Pedestrian/Bicycle Connections - SUNY Cortland to Yaman Park	DEC
Round 7	74819	Finger Lakes Land Trust, Inc.	Skaneateles Lake Watershed Conservation Partnership Land Acquisition	DEC
Round 7	73202	Onondaga County	Meadowbrook Limestone Inflow and Infiltration Reduction Facility Plan	DEC
Round 7	75859	Onondaga County	Installation of Cogeneration Units at Metropolitan WWTP	DEC
Round 7	72261	Onondaga County Soil and Water Conservation District	Onondaga County Hydroseeding Projects	DEC
Round 7	76174	The Nature Conservancy	Owasco Lake Source Water Protection Program	DEC
Round 7	74391	Town of DeWitt	Advanced Syracuse Urban Area Comprehensive Storm Sewer Mapping Project	DEC
Round 7	75391	Town of Fleming	Sanitary Sewer Inflow and Infiltration Investigation	DEC
Round 7	76689	Town of Hastings	Town of Hastings Infiltration and Inflow Study	DEC
Round 7	76039	Town of Sandy Creek	Town of Sandy Creek Sewer Project/Feasibility Study	DEC
Round 7	74865	Village of Canastota	Wastewater Treatment Plant Effluent Disinfection Study	DEC
Round 7	74469	Village of Hamilton	Wastewater Treatment Plant Improvement Project	DEC
Round 7	74394	Village of Marathon	Wastewater Treatment Plant Improvements	DEC
Round 7	74802	Village of Marcellus	Wastewater Treatment Plant Facility Upgrades	DEC
Round 7	73190	Village of Moravia	Moravia Climate Smart Communities Certification and Comprehensive Planning	DEC
Round 7	74577	Village of Pulaski	Wastewater Treatment System Improvements	DEC
Round 7	74909	Village of Union Springs	Land Acquisition for Source Water Protection	DEC
Round 7	73965	Catholic Charities of the Roman Catholic Diocese of Syracuse	Kitchen Works	DOL
Round 7	73637	Cayuga Home for Children	Direct Support Professional Training	DOL
Round 7	73968	Clear Path for Veterans, Inc.	Culinary Corps	DOL
Round 7	75355	Learning Disabilities Association of Central New York, Inc.	Career Solutions Academy	DOL
Round 7	73151	Onondaga Community College	Pathways to Employment	DOL
Round 7	76633	Responsive to Our Community, Inc.	Construction Skills Training Program	DOL
Round 7	72773	United Cerebral Palsy Association of Cayuga County, Inc.	Tourism Travel Skills Training	DOL
Round 7	75072	Cicero (T)	Brewerton Streetscape Improvements Phase III Design and Construction	DOS
Round 7	75756	Cicero (T)	Local Waterfront Revitalization Program	DOS
Round 7	76260	City of Cortland	Cortland/Homer Joint Water Meter Project Phase 3	DOS
Round 7	73655	Madison (Co)	Oneida Lake Nine Element Watershed Management Plan	DOS

Program	CFA Award	Total Project Cost	Funds Disbursed to Date	Status
Council on the Arts - Workforce Investment (Round 7)	\$49,500	\$1,262,000	\$-	Green
Council on the Arts - Workforce Readiness (Round 7)	\$52,500	\$69,500	\$-	Green
Council on the Arts - Workforce Readiness (Round 7)	\$75,000	\$124,100	\$-	Green
Council on the Arts - Arts and Cultural Impact Programming (Round 7)	\$65,000	\$180,500	\$-	Green
Council on the Arts - Workforce Investment (Round 7)	\$43,000	\$54,264	\$-	Green
Council on the Arts - Workforce Investment (Round 7)	\$25,000	\$39,000	\$-	Green
Water Quality Improvement Project (WQIP) Program	\$280,000	\$350,000	\$-	Green
Water Quality Improvement Project (WQIP) Program	\$467,770	\$539,087	\$-	Green
Water Quality Improvement Project (WQIP) Program	\$300,000	\$400,000	\$75,000	Green
2017 Climate Smart Communities Grants	\$2,000,000	\$5,400,000	\$156,144	Green
Water Quality Improvement Project (WQIP) Program	\$1,410,050	\$1,883,701	\$-	Green
Engineering Planning Grant Program	\$50,000	\$65,184	\$50,000	Blue
2017 Climate Smart Communities Grants	\$1,300,000	\$2,605,896	\$-	Green
Water Quality Improvement Project (WQIP) Program	\$171,890	\$229,187	\$-	Green
Water Quality Improvement Project (WQIP) Program	\$1,124,069	\$1,500,000	\$281,017	Green
Water Quality Improvement Project (WQIP) Program	\$86,250	\$115,000	\$81,604	Green
Engineering Planning Grant Program	\$30,000	\$36,000	\$26,844	Blue
Engineering Planning Grant Program	\$30,000	\$36,000	\$15,000	Green
Engineering Planning Grant Program	\$30,000	\$36,000	\$30,000	Blue
Engineering Planning Grant Program	\$25,360	\$30,432	\$25,091	Blue
Water Quality Improvement Project (WQIP) Program	\$1,000,000	\$13,500,000	\$900,000	Green
Engineering Planning Grant Program	\$25,250	\$30,300	\$25,250	Blue
Water Quality Improvement Project (WQIP) Program	\$1,000,000	\$5,716,000	\$1,000,000	Green
2017 Climate Smart Communities Grants	\$17,278	\$43,195	\$-	Green
Engineering Planning Grant Program	\$30,000	\$36,000	\$15,000	Green
Water Quality Improvement Project (WQIP) Program	\$259,600	\$519,200	\$-	Green
Unemployed Worker Training Program	\$100,000	\$100,000	\$34,551	Blue
Existing Employee Training Program	\$52,992	\$72,432	\$-	Black
Unemployed Worker Training Program	\$89,348	\$117,948	\$-	Black
Unemployed Worker Training Program	\$100,000	\$117,460	\$89,197	Blue
Unemployed Worker Training Program	\$99,957	\$102,647	\$66,345	Blue
Unemployed Worker Training Program	\$12,878	\$513,012	\$-	Black
Unemployed Worker Training Program	\$97,025	\$227,725	\$-	Black
Local Waterfront Revitalization Program	\$393,750	\$525,000	\$-	Green
Local Waterfront Revitalization Program	\$56,250	\$75,000	\$45,184	Green
Local Government Efficiency Program	\$400,000	\$480,000	\$-	Green
Local Waterfront Revitalization Program	\$336,000	\$448,000	\$-	Green

Round	CFA #	Applicant	Project	Agency
Round 7	72508	Onondaga (Co)	Onondaga Lake Waterfront Planning	DOS
Round 7	74573	Town of Brutus	Shared Municipal Building Feasibility Study	DOS
Round 7	71799	Union Springs (V)	Streetscape and Infrastructure Improvements Feasibility Study	DOS
Round 7	75263	Union Springs (V)	Frontenac Park Boat Launch Design and Construction	DOS
Round 7	73644	Cayuga County	Owasco Flats Floodplain Reconnection	EFC
Round 7	71098	Green Lakes State Park	Green Infrastructure Improvements	EFC
Round 7	75279	Onondaga County	South Salina Street Green Corridor	EFC
Round 7	75857	101 North Salina Street, LLC	101 North Salina Street Capital	ESD
Round 7	72494	321 South Salina Street, LLC	321 South Salina Street Capital	ESD
Round 7	74060	Apple Acres, LLC	Apple Acres Capital	ESD
Round 7	72657	Brockway Bedding Inc.	Brockway Bedding Capital	ESD
Round 7	75851	BTCNY, LLC	BTCNY Capital	ESD
Round 7	76760	Camelot Lodge LLC	Camelot Lodge Capital	ESD
Round 7	75111	CAYUGA COUNTY IDA	Cayuga County IDA Pump Station Capital	ESD
Round 7	76648	CenterState Corporation for Economic Opportunity	CenterState CEO International Trails Symposium Working Capital	ESD
Round 7	75167	Central Association of the Blind, Inc.	Central Association for the Blind Capital	ESD
Round 7	75678	CIDC-Schines Theater, LLC	CIDC-Schines Theater Capital	ESD
Round 7	74587	Clear Path for Veterans, Inc.	Clear Path for Veterans Capital	ESD
Round 7	74541	CNY Arts Inc. (fka Cultural Resources Council)	CNY Arts Lifestyle Marketing Working Capital	ESD
Round 7	71372	Contento's Recycling LLC	Contento's Recycling Capital	ESD
Round 7	73530	Copper John Corporation	Copper John Capital	ESD
Round 7	73530	Copper John Corporation	Copper John Excelsior	ESD
Round 7	73507	CURRIER PLASTICS, INC.	Currier Plastics Excelsior (2)	ESD
Round 7	73507	CURRIER PLASTICS, INC.	Currier Plastics Capital	ESD
Round 7	75001	D. Yaman Properties, LLC	Cortland Plaza Capital	ESD
Round 7	74461	Dewayne Block Building, LLC	Dewayne Block Building - Ames Building Capital	ESD
Round 7	73800	Douglas Outdoors, LLC	Douglas Outdoors Capital	ESD
Round 7	73800	Douglas Outdoors, LLC	Douglas Outdoors Excelsior	ESD
Round 7	75222	Du Mond Grain LLC	Du Mond Grain Excelsior	ESD
Round 7	75222	Du Mond Grain LLC	Du Mond Grain Capital	ESD
Round 7	75115	Dupli Associates LLC	Dupli Associates -POWER Engineers Capital	ESD
Round 7	76555	Fulton Group NA, Inc.	Fulton Group NA Capital	ESD
Round 7	76555	Fulton Group NA, Inc.	Fulton Group NA Capital	ESD
Round 7	66980	G&C Food Distributors and Brokers, Inc.	G&C Food Distributors and Brokers, Inc.	ESD
Round 7	76977	Hill Country Farm Brewery, LLC d/b/a Heritage Hill Brewhouse & Kitchen	Hill Country Farm Brewery Capital	ESD
Round 7	76977	Hill Country Farm Brewery, LLC d/b/a Heritage Hill Brewhouse & Kitchen	Hill Country Farm Brewery Working Capital	ESD
Round 7	74384	Home HeadQuarters, Inc.	Home HeadQuarters Capital	ESD

Program	CFA Award	Total Project Cost	Funds Disbursed to Date	Status
Local Waterfront Revitalization Program	\$330,000	\$441,476	\$280,107	Green
Local Government Efficiency Program	\$8,500	\$17,000	\$-	Green
Local Waterfront Revitalization Program	\$150,000	\$200,000	\$61,825	Green
Local Waterfront Revitalization Program	\$154,350	\$308,700	\$153,909	Blue
Green Innovation Grant Program	\$600,000	\$666,700	\$531,645	Green
Green Innovation Grant Program	\$1,000,000	\$1,111,111	\$1,000,000	Blue
Green Innovation Grant Program	\$1,310,000	\$2,088,800	\$596,739	Green
Empire State Development Grant Funds	\$1,500,000	\$24,097,136	\$-	Green
Empire State Development Grant Funds	\$320,000	\$3,267,238	\$320,000	Green
Empire State Development Grant Funds	\$550,000	\$8,739,000	\$412,500	Green
Empire State Development Grant Funds	\$325,000	\$2,000,000	\$-	Green
Empire State Development Grant Funds	\$860,000	\$8,650,000	\$-	Black
Empire State Development Grant Funds	\$165,000	\$1,614,000	\$-	Green
Empire State Development Grant Funds	\$283,000	\$1,418,125	\$-	Green
Market New York	\$150,000	\$240,000	\$150,000	Blue
Empire State Development Grant Funds	\$232,000	\$1,161,258	\$-	Green
Empire State Development Grant Funds	\$1,200,000	\$5,900,000	\$-	Green
Empire State Development Grant Funds	\$483,000	\$5,217,750	\$-	Green
Market New York	\$150,000	\$300,000	\$146,933	Green
Empire State Development Grant Funds	\$145,000	\$729,068	\$-	Green
Empire State Development Grant Funds	\$280,000	\$1,442,648	\$-	Green
Excelsior Jobs Program	\$100,000	\$1,442,648	\$-	Green
Excelsior Jobs Program	\$180,000	\$9,900,000	\$-	Green
Empire State Development Grant Funds	\$1,800,000	\$9,900,000	\$1,570,000	Blue
Empire State Development Grant Funds	\$925,000	\$5,228,071	\$-	Green
Empire State Development Grant Funds	\$240,000	\$1,676,582	\$66,226	Green
Empire State Development Grant Funds	\$683,500	\$-	\$-	Black
Excelsior Jobs Program	\$200,000	\$-	\$-	Black
Excelsior Jobs Program	\$224,000	\$3,277,132	\$-	Green
Empire State Development Grant Funds	\$655,000	\$3,277,132	\$655,000	Green
Empire State Development Grant Funds	\$500,000	\$3,200,000	\$-	Green
Empire State Development Grant Funds	\$1,500,000	\$11,250,000	\$-	Black
Excelsior Jobs Program	\$1,000,000	\$11,250,000	\$-	Black
Excelsior Jobs Program	\$1,000,000	\$18,000,000	\$268,129	Green
Empire State Development Grant Funds	\$115,000	\$598,350	\$-	Green
Market New York	\$53,000	\$78,000	\$-	Green
Empire State Development Grant Funds	\$314,000	\$3,140,000	\$-	Green

Round	CFA #	Applicant	Project	Agency
Round 7	74553	Hudson Dairy, Inc.	Hudsons Dairy Capital	ESD
Round 7	71429	John Mezzalingua Associates, LLC	John Mezzalingua Associates Capital (2)	ESD
Round 7	74723	La Roasteria, Inc. dba Cafe Kubal	Cafe Kubal Capital	ESD
Round 7	74564	Loretto Independent Living Services, Inc d/b/a PACE CNY	PACE CNY Capital	ESD
Round 7	72677	MARQUARDT SWITCHES, INC.	Marquardt Switches Capital	ESD
Round 7	77216	Martens Companies LLC	Martens Companies Capital	ESD
Round 7	77216	Martens Companies LLC	Martens Companies Excelsior	ESD
Round 7	76203	Matt Industries, Inc.	Dupli Envelope and Graphics Capital	ESD
Round 7	71740	Midstate Youth Hockey Association	Midstate Youth Hockey Capital	ESD
Round 7	75372	North Ridge Dairy	North Ridge Dairy Capital	ESD
Round 7	75372	North Ridge Dairy	North Ridge Dairy Excelsior	ESD
Round 7	60562	Panther Graphics, Inc.	Panther Graphics, Inc.	ESD
Round 7	76834	Prison City Brewing, LLC	Prison City Brewing Capital	ESD
Round 7	76777	R.O.D.E South Ave, LLC	R.O.D.E South Ave Capital	ESD
Round 7	70805	Saab North America, Inc.	Saab Defense and Security USA, LLC Expansion	ESD
Round 7	76366	Sankofa NEST, Inc.	Sankofa NEST Working Capital	ESD
Round 7	76842	Siano, Pinckney, Hugo Advertising LLC	Pinckney Hugo Group Capital	ESD
Round 7	71369	Tessy Plastics Corp.	Tessy Plastics Corp. (1)	ESD
Round 7	77174	The Research Foundation of SUNY	Morrisville State College Capital	ESD
Round 7	74852	Town of Cortlandville	Cortlandville Gutches Athletic Complex Phase 1 Capital	ESD
Round 7	77034	Virgilio's Event Centre, LLC	Virgilio's Event Centre Capital	ESD
Round 7	70082	Wilbedone, Inc.	Wilbedone, Inc.	ESD
Round 7	75545	YMCA of Oswego, Inc.	YMCA of Oswego Capital	ESD
Round 7	73730	Auburn Public Theater, Inc.	Auburn Public Theater Facilities Improvement	ESD-Arts
Round 7	74426	Everson Museum of Art	Hosmer Auditorium Renovations	ESD-Arts
Round 7	75718	Cortland County	Cortland County Microenterprise Program	HCR
Round 7	74740	Downtown Syracuse Committee, Inc.	Salina-Warren Main Street Project	HCR
Round 7	75290	Madison County	Downtown Canastota Main Street	HCR
Round 7	74622	Village of Fair Haven	Fair Haven New York Main Street Renovations	HCR
Round 7	74443	Village of Homer	Village of Homer Microenterprise Program	HCR
Round 7	73363	Cayuga County	Emerson Park Improvements	Parks
Round 7	72384	Chenango Canal Association, Inc.	Chenango Canal Towpath Trail	Parks
Round 7	74462	City of Cortland	Fire Station Window Project	Parks
Round 7	77004	City of Oswego	Oswego City Hall Preservation	Parks
Round 7	73538	City of Syracuse	Onondaga Park Wall Restoration	Parks
Round 7	72346	Onondaga Historical Association	Onondaga Historical Association Lobby Restoration	Parks
Round 7	71886	Redfield Snowmobile Association, Inc.	Trail Grooming Equipment	Parks

Program	CFA Award	Total Project Cost	Funds Disbursed to Date	Status
Empire State Development Grant Funds	\$220,000	\$1,150,000	\$-	Green
Excelsior Jobs Program	\$3,000,000	\$37,125,000	\$720,119	Green
Empire State Development Grant Funds	\$110,000	\$552,000	\$82,500	Green
Empire State Development Grant Funds	\$965,000	\$3,870,042	\$-	Green
Empire State Development Grant Funds	\$600,000	\$3,100,000	\$-	Green
Empire State Development Grant Funds	\$940,000	\$4,700,000	\$-	Green
Excelsior Jobs Program	\$240,000	\$4,700,000	\$-	Green
Empire State Development Grant Funds	\$175,000	\$1,294,240	\$175,000	Blue
Market New York	\$690,000	\$5,460,016	\$-	Green
Empire State Development Grant Funds	\$267,500	\$1,785,500	\$-	Yellow
Excelsior Jobs Program	\$212,000	\$1,785,500	\$-	Yellow
Excelsior Jobs Program	\$150,000	\$625,000	\$21,429	Green
Empire State Development Grant Funds	\$900,000	\$4,500,000	\$-	Green
Empire State Development Grant Funds	\$235,000	\$5,021,960	\$-	Black
Excelsior Jobs Program	\$20,000,000	\$65,800,000	\$-	Green
ESD - Strategic Planning and Feasibility Studies	\$50,000	\$250,000	\$-	Green
Empire State Development Grant Funds	\$100,000	\$522,500	\$-	Black
Excelsior Jobs Program	\$3,490,000	\$32,500,000	\$842,809	Blue
Empire State Development Grant Funds	\$1,200,000	\$2,580,000	\$-	Green
Empire State Development Grant Funds	\$862,000	\$4,501,171	\$-	Green
Empire State Development Grant Funds	\$200,000	\$1,200,000	\$-	Green
Excelsior Jobs Program	\$100,000	\$2,103,000	\$-	Black
Empire State Development Grant Funds	\$150,000	\$750,000	\$-	Black
Arts & Cultural Facilities Improvement Program	\$600,000	\$1,262,000	\$-	Green
Arts & Cultural Facilities Improvement Program	\$634,000	\$1,268,479	\$-	Green
HCR - Community Development Block Grant (CDBG) - Microenterprise	\$200,000	\$225,000	\$200,000	Blue
HCR - New York Main Street (NYMS)	\$500,000	\$1,690,241	\$162,000	Yellow
HCR - New York Main Street (NYMS)	\$300,000	\$773,600	\$153,204	Yellow
HCR - New York Main Street (NYMS)	\$275,000	\$354,793	\$274,580	Blue
HCR - Community Development Block Grant (CDBG) - Microenterprise	\$200,000	\$250,000	\$145,678	Blue
Environmental Protection Fund: Parks, Preservation and Heritage Grants	\$482,188	\$964,376	\$204,821	Green
Recreational Trails Program	\$54,704	\$91,511	\$-	Green
Environmental Protection Fund: Parks, Preservation and Heritage Grants	\$178,305	\$237,740	\$-	Green
Environmental Protection Fund: Parks, Preservation and Heritage Grants	\$500,000	\$1,512,573	\$-	Green
Environmental Protection Fund: Parks, Preservation and Heritage Grants	\$411,330	\$518,955	\$-	Green
Environmental Protection Fund: Parks, Preservation and Heritage Grants	\$22,160	\$29,550	\$-	Yellow
Recreational Trails Program	\$200,000	\$263,240	\$200,000	Blue

Round	CFA #	Applicant	Project	Agency
Round 7	72070	Square Valley Trail Blazers, Inc.	Snowmobile Trail Groomer	Parks
Round 7	72300	Town of Brutus	Aqueduct Park Pier and Spillway Reconstruction Project	Parks
Round 7	72807	Town Of Lenox	Lenox Canastota Wampsville Rail Trail (LCWRT)	Parks
Round 7	74648	Village of East Syracuse	North Center Street Neighborhood Park	Parks
Round 7	72083	Village of Port Byron	Erie Canal Rewatering and Trail Connections Project	Parks
Round 8	83150	CNY Arts, Inc.	CNY Arts & Artists in Public Spaces 2019	Arts
Round 8	84100	Everson Museum of Art	TEMPO: Public Art on the Everson Community Plaza	Arts
Round 8	84498	Musical Associates of Central New York, Inc.	Rachmaninoff in Syracuse	Arts
Round 8	84540	Syracuse Society for New Music	Libba Cotten Project	Arts
Round 8	81999	City of Fulton	Fulton Canal Corridor Multi-Use Trail	Canals
Round 8	80415	Cayuga County Soil and Water Conservation District	Cayuga County Stream Corridor Enhancement and Restoration	DEC
Round 8	82764	City of Auburn	City of Auburn Owasco Flats Land Acquisition for Source Water Protection Project	DEC
Round 8	82765	City of Auburn	City of Auburn Combined Sewer Overflow Study	DEC
Round 8	83959	Cortland County Soil and Water Conservation District	Cayuga Lake Watershed Stream Corridor and Culvert Rehabilitation	DEC
Round 8	84447	Cortland County Soil and Water Conservation District	Skaneateles Lake Watershed Stream Corridor and Culvert Rehabilitation	DEC
Round 8	84505	Cortland County Soil and Water Conservation District	Chesapeake Bay Watershed Stream Corridor and Culvert Rehabilitation Program	DEC
Round 8	84709	Cortland County Soil and Water Conservation District	Cortland County Critical Area Road Ditch Stabilization and Seeding	DEC
Round 8	82762	Finger Lakes Land Trust, Inc.	Skaneateles Lake Watershed Conservation Partnership Land Acquisition for Source Water Protection Project Phase II	DEC
Round 8	84210	Finger Lakes Land Trust, Inc.	Otisco Lake Shoreline and Wetlands Protection Land Acquisition for Source Water Protection Project	DEC
Round 8	82522	Town of Brutus	Town of Brutus Sewer Extension and Wastewater Treatment Plant Consolidation Study	DEC
Round 8	80751	Town of DeWitt	Rethinking Rain Water in the Franklin Park Community	DEC
Round 8	81888	Town of Moravia	Town of Moravia CSC Comprehensive Plan	DEC
Round 8	83319	Town of Sandy Creek	Town of Sandy Creek North Sandy Pond Shoreline Restoration	DEC
Round 8	80524	Town of Williamstown	Town of Williamstown Salt Storage	DEC
Round 8	82397	Village of Central Square	Village of Central Square Wastewater Treatment Plant Disinfection Study	DEC
Round 8	84683	Village of East Syracuse	Village of East Syracuse Ley Creek Streambank Restoration	DEC
Round 8	82523	Village of Fayetteville	Village of Fayetteville Limestone Creek and Bishop Brook Bank Stabilization & Riparian Buffer Improvements	DEC
Round 8	82532	Village of Groton	Village of Groton Wastewater Treatment Plant and Collection System Study	DEC
Round 8	83057	Village of Homer	Walkable Homer	DEC
Round 8	82049	Village of Moravia	Village of Moravia Wastewater Treatment Plant Study	DEC
Round 8	82139	Village of Pulaski	Village of Pulaski Sidewalks	DEC
Round 8	82618	Village of Union Springs	Village of Union Springs Wastewater Treatment Plant Study	DEC
Round 8	83443	Allred & Associates, Inc.	Quality Workforce Development Training	DOL
Round 8	83423	Catholic Charities of the Roman Catholic Diocese of Syracuse, N.Y.	Joseph Works	DOL
Round 8	82719	Crouse Health Hospital, Inc.	Emergency Department and NICU Training Academies	DOL
Round 8	83678	Currier Plastics, Inc.	Medical Market Training	DOL
Round 8	81548	Learning Disabilities Association of Central New York, Inc.	Career Solutions Academy	DOL

Program	CFA Award	Total Project Cost	Funds Disbursed to Date	Status
Recreational Trails Program	\$185,000	\$231,274	\$185,000	Blue
Environmental Protection Fund: Parks, Preservation and Heritage Grants	\$352,000	\$470,000	\$-	Green
Environmental Protection Fund: Parks, Preservation and Heritage Grants	\$200,000	\$1,000,000	\$180,000	Green
Environmental Protection Fund: Parks, Preservation and Heritage Grants	\$139,500	\$186,000	\$-	Green
Environmental Protection Fund: Parks, Preservation and Heritage Grants	\$418,300	\$556,300	\$-	Green
Council on the Arts - Arts and Cultural Impact Programming (Round 8)	\$49,500	\$100,000	\$-	Green
Council on the Arts - Arts and Cultural Impact Programming (Round 8)	\$49,500	\$133,600	\$-	Green
Council on the Arts - Arts and Cultural Impact Programming (Round 8)	\$48,000	\$168,000	\$-	Green
Council on the Arts - Arts and Cultural Impact Programming (Round 8)	\$29,000	\$113,750	\$-	Green
NYS Canalway Grant Program	\$150,000	\$1,037,000	\$-	Green
Water Quality Improvement Project (WQIP) Program	\$380,000	\$570,000	\$95,000	Green
Water Quality Improvement Project (WQIP) Program	\$75,000	\$100,000	\$-	Green
Engineering Planning Grant Program	\$30,000	\$58,536	\$30,000	Blue
Water Quality Improvement Project (WQIP) Program	\$382,500	\$510,000	\$95,625	Green
Water Quality Improvement Project (WQIP) Program	\$375,000	\$500,000	\$93,750	Green
Water Quality Improvement Project (WQIP) Program	\$382,500	\$510,000	\$95,625	Green
Water Quality Improvement Project (WQIP) Program	\$100,000	\$133,335	\$-	Green
Water Quality Improvement Project (WQIP) Program	\$1,690,575	\$2,267,612	\$422,644	Green
Water Quality Improvement Project (WQIP) Program	\$407,500	\$548,000	\$101,875	Green
Engineering Planning Grant Program	\$30,000	\$36,000	\$15,000	Green
2018 Climate Smart Communities Grants	\$100,435	\$524,870	\$-	Yellow
2018 Climate Smart Communities Grants	\$24,118	\$48,236	\$-	Green
Water Quality Improvement Project (WQIP) Program	\$320,000	\$460,000	\$80,000	Green
Water Quality Improvement Project (WQIP) Program	\$214,600	\$446,233	\$-	Yellow
Engineering Planning Grant Program	\$18,800	\$23,500	\$18,800	Blue
Water Quality Improvement Project (WQIP) Program	\$150,000	\$200,000	\$-	Yellow
Water Quality Improvement Project (WQIP) Program	\$522,000	\$699,000	\$-	Green
Engineering Planning Grant Program	\$30,000	\$36,000	\$15,000	Green
2018 Climate Smart Communities Grants	\$200,000	\$400,000	\$-	Green
Engineering Planning Grant Program	\$30,000	\$36,000	\$30,000	Blue
2018 Climate Smart Communities Grants	\$653,500	\$1,307,000	\$-	Green
Engineering Planning Grant Program	\$30,000	\$25,000	\$20,834	Blue
Existing Employee Training Program	\$21,860	\$24,046	\$-	Green
Unemployed Worker Training Program	\$100,000	\$100,000	\$7,749	Green
Existing Employee Training Program	\$42,800	\$85,600	\$-	Green
Existing Employee Training Program	\$65,400	\$65,400	\$-	Green
Unemployed Worker Training Program	\$100,000	\$105,487	\$52,468	Green

Round	CFA #	Applicant	Project	Agency
Round 8	82812	Mohawk Valley Community College	Heavy Equipment Operator Training	DOL
Round 8	81303	Cazenovia (V)	Cazenovia Component Local Waterfront Revitalization Program	DOS
Round 8	84066	Cicero (T)	Final Town of Cicero Local Waterfront Revitalization Program	DOS
Round 8	82109	City of Syracuse	Centralized Payment Office Study	DOS
Round 8	82003	Cortland (C)	Tioughnioga River Waterfront Revitalization Program	DOS
Round 8	81999	Fulton (C)	Pathfinder and Canalview Trail Construction Phase 1	DOS
Round 8	83687	Oswego (C)	Wrights Landing Marina Boater Services Improvements	DOS
Round 8	80709	Skaneateles (T)	Skaneateles Watershed Nine Element Plan	DOS
Round 8	84634	Syracuse (C)	City of Syracuse Local Waterfront Revitalization Program	DOS
Round 8	81784	Onondaga County	NBT Bank Stadium Green Infrastructure Project	EFC
Round 8	84430	301 Belle Isle Road LLC	Regional Organic Waste to Energy	ESD
Round 8	83652	Acropolis Center, LLC	Acropolis Center Redevelopment	ESD
Round 8	85167	A-L Tier II LLC (SIDEARM Sports)	A-L Tier II LLC/SIDEARM Capital	ESD
Round 8	81492	All Seasonings Ingredients, Inc.	All Seasons Ingredients, Inc. Expansion	ESD
Round 8	85238	Blading Services Unlimited LLC	Blading Services Capital	ESD
Round 8	84250	Cayuga Community College	Cayuga Comm College Collaborate Workforce Dev Center	ESD
Round 8	82744	City of Auburn	City of Auburn NYS Equal Rights Heritage Center Working Capital	ESD
Round 8	83168	City of Syracuse	Le Moyne College Neighborhood Plan	ESD
Round 8	82876	CNY Arts Inc. (fka Cultural Resources Council)	CNY Arts 2019 Working Capital	ESD
Round 8	82066	CNY Hemp Processing	CNY Hemp Processing-Expansion	ESD
Round 8	82721	Cueva Contract Inc	Cueva Contract Relocation and Expansion	ESD
Round 8	80644	East Lake Commons, LLC	East Lake Commons Mixed-use Redevelopment	ESD
Round 8	82837	EJ USA, Inc.	EJ USA Capital	ESD
Round 8	84857	Good Life Philanthropic Youth Foundation	Good Life Hip-Hop Center For Youth Entrepreneurship	ESD
Round 8	80049	Immediate Mailing Services, Inc.	Immediate Mailing Services, Inc.	ESD
Round 8	80049	Immediate Mailing Services, Inc.	Immediate Mailing Services, Inc.	ESD
Round 8	83480	Keith Titus Corporation	Keith Titus Corporation Driver Training, Health and Wellness Center	ESD
Round 8	83970	Kelsey Moody & Associates, LLC	LaFayette Square Redevelopment Ichor Therapeutics Capital	ESD
Round 8	80939	Knowles Cazenovia, Inc.	Knowles Cazenovia Thin Film Commercial Expansion 2019	ESD
Round 8	84411	Lindsey Aggregates, Inc.	Lindsey Aggregates Capital	ESD
Round 8	82867	LOOP Recycled Products of New York	LOOP Recycled Products of New York	ESD
Round 8	82867	LOOP Recycled Products of New York	LOOP Recycled Products of New York	ESD
Round 8	84562	Maple Hollow Farm	New York Grown and Certified Dairy processing farm	ESD
Round 8	83692	New York State Rhythm and Blues Festival, Inc.	27th New York State Blues Festival	ESD
Round 8	82026	Northeastern Electronics Co., Inc.	Northeastern Electronics Expansion	ESD
Round 8	82026	Northeastern Electronics Co., Inc.	Northeastern Electronics Expansion	ESD
Round 8	83398	NYS Craft Beverage Services Inc	NYS Craft Beer Collaborative	ESD

Program	CFA Award	Total Project Cost	Funds Disbursed to Date	Status
Unemployed Worker Training Program	\$96,900	\$193,800	\$90,775	Green
Local Waterfront Revitalization Program	\$31,125	\$41,500	\$7,883	Green
Local Waterfront Revitalization Program	\$22,500	\$30,000	\$-	Green
Local Government Efficiency Program	\$12,492	\$24,965	\$-	Green
Local Waterfront Revitalization Program	\$48,750	\$65,000	\$-	Green
Local Waterfront Revitalization Program	\$750,000	\$1,037,000	\$-	Green
Local Waterfront Revitalization Program	\$934,200	\$1,245,600	\$-	Green
Local Waterfront Revitalization Program	\$235,650	\$314,200	\$103,811	Green
Local Waterfront Revitalization Program	\$187,500	\$250,000	\$-	Green
Green Innovation Grant Program	\$2,270,000	\$3,447,000	\$-	Black
Empire State Development Grant Funds	\$900,000	\$20,000,000	\$-	Green
Empire State Development Grant Funds	\$800,000	\$5,963,769	\$400,000	Green
Excelsior Jobs Program	\$500,000	\$1,459,373	\$10,870	Green
Empire State Development Grant Funds	\$430,000	\$2,150,000	\$-	Green
Excelsior Jobs Program	\$125,000	\$2,000,000	\$-	Green
Empire State Development Grant Funds	\$1,000,000	\$6,000,000	\$-	Green
Market New York	\$150,000	\$200,000	\$-	Green
ESD - Strategic Planning and Feasibility Studies	\$100,000	\$200,000	\$-	Green
Market New York	\$150,000	\$210,000	\$150,000	Blue
Empire State Development Grant Funds	\$55,000	\$275,000	\$-	Black
Empire State Development Grant Funds	\$97,000	\$492,532	\$-	Green
Empire State Development Grant Funds	\$800,000	\$19,472,363	\$-	Green
Excelsior Jobs Program	\$450,000	\$11,845,495	\$204,270	Green
Empire State Development Grant Funds	\$700,000	\$5,336,400	\$-	Green
Excelsior Jobs Program	\$100,000	\$6,513,552	\$2,041	Green
Empire State Development Grant Funds	\$450,000	\$6,513,552	\$225,000	Green
Empire State Development Grant Funds	\$1,200,000	\$10,820,528	\$-	Green
Empire State Development Grant Funds	\$79,000	\$1,982,700	\$-	Black
Empire State Development Grant Funds	\$1,800,000	\$9,000,000	\$-	Green
Empire State Development Grant Funds	\$140,000	\$700,000	\$140,000	Green
Empire State Development Grant Funds	\$60,000	\$-	\$-	Yellow
Excelsior Jobs Program	\$90,000	\$-	\$-	Yellow
Empire State Development Grant Funds	\$32,000	\$161,000	\$-	Green
Market New York	\$50,000	\$184,000	\$50,000	Blue
Empire State Development Grant Funds	\$350,000	\$3,550,000	\$-	Green
Excelsior Jobs Program	\$350,000	\$3,550,000	\$-	Green
Empire State Development Grant Funds	\$178,000	\$1,085,000	\$-	Yellow

Round	CFA #	Applicant	Project	Agency
Round 8	80133	Partnership for Community Development, LTD	Hamilton Entrepreneurship Center	ESD
Round 8	84559	PPC Broadband, Inc.	PPC Broadband, Inc.	ESD
Round 8	84559	PPC Broadband, Inc.	PPC Broadband, Inc.	ESD
Round 8	83046	SAF-GLAS, LLC	SAF-GLAS LLC	ESD
Round 8	83046	SAF-GLAS, LLC	SAF-GLAS LLC	ESD
Round 8	82490	Salina 1st LLC	Salina 1st Redevelopment	ESD
Round 8	83488	Strathmore Community Development Group	Trinity Place	ESD
Round 8	83374	Syracuse Bioanalytical, LLC	Syracuse Bioanalytical LLC Food Quality Testing Laboratory	ESD
Round 8	81916	Syracuse Label Co. Inc.	Syracuse Label Co. Inc. - Addition	ESD
Round 8	80171	Syracuse Urban Partnership, Inc.	Salt City Market Mixed-use Development	ESD
Round 8	82942	Volpi Manufacturing USA, Inc.	Volpi Manufacturing Cleanroom Construction	ESD
Round 8	83501	Willet Hop and Grain LLC	Expansion of Hops farm	ESD
Round 8	80743	YMCA of Greater Syracuse	Downtown YMCA Revitalization	ESD
Round 8	80295	City of Cortland	City of Cortland Microenterprise Assistance	HCR
Round 8	81942	City of Cortland	83-85 Main Street Redevelopment	HCR
Round 8	82313	City of Cortland	City of Cortland Clinton Avenue Between Pomeroy and Pendleton Streets Water Main Replacement	HCR
Round 8	84022	Onondaga County Community Development	2018 Village of Liverpool NY Main Street Program	HCR
Round 8	80978	Village of Hamilton	Village of Hamilton Microenterprise Assistance	HCR
Round 8	82688	Village of Pulaski	Pulaski Main Street Revitalization	HCR
Round 8	80690	WoodBAyr Farm	New Composting Bedding Pack Energy Net Zero Smart Dairy Barn	NYSERDA
Round 8	84409	Aurora Masonic Center	Aurora Masonic Center Preservation	Parks
Round 8	80221	Cayuga Museum of History and Art	Cayuga Museum Case Laboratory Comprehensive Rehabilitation	Parks
Round 8	80673	Madison County	Delphi Falls County Park	Parks
Round 8	84197	Town of Montezuma	Montezuma Heritage Park Improvement Project	Parks
Round 8	81062	Village of Cazenovia	Burton Street Park Enhancement	Parks
Round 9	93493	Auburn Public Theater, Inc.	Workforce Expansion	Arts
Round 9	94177	CNY Jazz Arts Foundation Inc	Workforce Training and Development Programs	Arts
Round 9	91256	Cultural Council of Cortland County	Workforce Expansion	Arts
Round 9	93774	Landmark Theatre	Auditorium Seating	Arts
Round 9	94132	Musical Associates of Central New York	Workforce Expansion	Arts
Round 9	93843	Schweinfurth Memorial Art Center dba Schweinfurth Art Center	Workforce Expansion	Arts
Round 9	94293	Skaneateles Festival	Workforce Expansion	Arts
Round 9	91134	Syracuse Children's Theatre	Workforce Expansion	Arts
Round 9	91830	Syracuse City Ballet	Workforce Expansion	Arts
Round 9	91710	Village of Cazenovia	Lakeland Park Canal Enhancement and Walkway	Canals
Round 9	91859	Village of Fayetteville	Village of Fayetteville Canal Landing Phase VI	Canals
Round 9	93683	Cayuga County Soil and Water Conservation District	Cayuga County Owasco Lake Watershed Culvert Assessment Study	DEC

Program	CFA Award	Total Project Cost	Funds Disbursed to Date	Status
New York State Business Incubator Program	\$625,000	\$1,500,000	\$153,121	Green
Empire State Development Grant Funds	\$3,350,000	\$-	\$-	Black
Excelsior Jobs Program	\$8,000,000	\$-	\$-	Black
Empire State Development Grant Funds	\$3,000,000	\$58,896,000	\$-	Green
Excelsior Jobs Program	\$5,000,000	\$58,896,000	\$-	Green
Empire State Development Grant Funds	\$1,300,000	\$6,642,500	\$-	Green
Empire State Development Grant Funds	\$505,000	\$2,620,968	\$-	Green
Empire State Development Grant Funds	\$123,000	\$615,000	\$-	Black
Empire State Development Grant Funds	\$500,000	\$6,746,000	\$-	Green
Empire State Development Grant Funds	\$1,000,000	\$23,162,468	\$-	Green
Empire State Development Grant Funds	\$320,000	\$1,900,000	\$-	Green
Empire State Development Grant Funds	\$100,000	\$500,000	\$-	Green
Empire State Development Grant Funds	\$731,000	\$8,458,926	\$-	Green
HCR - Community Development Block Grant (CDBG) - Microenterprise	\$200,000	\$225,000	\$200,000	Blue
HCR - New York Main Street (NYMS)	\$500,000	\$2,266,400	\$-	Yellow
HCR - Community Development Block Grant (CDBG) - Public Infrastructure & Public Facilities	\$750,000	\$822,500	\$233,055	Green
HCR - New York Main Street (NYMS)	\$294,500	\$1,027,243	\$-	Yellow
HCR - Community Development Block Grant (CDBG) - Microenterprise	\$100,000	\$110,000	\$100,000	Blue
HCR - New York Main Street (NYMS)	\$302,438	\$470,838	\$-	Yellow
Net Zero Energy for Economic Development	\$1,000,000	\$2,590,000	\$150,000	Green
Environmental Protection Fund: Parks, Preservation and Heritage Grants	\$168,525	\$253,275	\$-	Green
Environmental Protection Fund: Parks, Preservation and Heritage Grants	\$53,700	\$71,600	\$53,700	Blue
Environmental Protection Fund: Parks, Preservation and Heritage Grants	\$500,000	\$1,054,400	\$-	Green
Environmental Protection Fund: Parks, Preservation and Heritage Grants	\$147,425	\$203,570	\$-	Green
Environmental Protection Fund: Parks, Preservation and Heritage Grants	\$132,000	\$264,000	\$-	Yellow
Council on the Arts - Workforce Investment (Round 9)	\$20,000	\$80,000	\$-	Green
Council on the Arts - Workforce Fellowship Program (Round 9)	\$24,000	\$60,453	\$-	Green
Council on the Arts - Workforce Investment (Round 9)	\$18,750	\$91,200	\$-	Green
Council on the Arts - Arts & Cultural Facilities Improvement Program (Round 9) - Mid-Size Capital Project Fund	\$145,000	\$1,345,000	\$-	Green
Council on the Arts - Workforce Investment (Round 9)	\$40,000	\$122,900	\$-	Green
Council on the Arts - Workforce Investment (Round 9)	\$27,450	\$40,768	\$-	Green
Council on the Arts - Workforce Investment (Round 9)	\$21,250	\$160,000	\$-	Green
Council on the Arts - Workforce Investment (Round 9)	\$26,650	\$80,000	\$-	Green
Council on the Arts - Workforce Investment (Round 9)	\$22,500	\$106,000	\$-	Green
NYS Canalway Grant Program	\$100,000	\$239,000	\$-	Green
NYS Canalway Grant Program	\$150,000	\$1,405,000	\$-	Green
Non-Agricultural Nonpoint Source Planning Grant Program	\$29,192	\$39,842	\$-	Green

Round	CFA #	Applicant	Project	Agency
Round 9	94809	Cayuga County Soil and Water Conservation District	Cayuga County Filmore Road Streambank Stabilization	DEC
Round 9	95082	Cayuga County Soil and Water Conservation District	Town of Ledyard Salt Storage	DEC
Round 9	90412	Cayuga County Water and Sewer Authority	Cayuga County Honoco Road Collection System Study	DEC
Round 9	94108	City of Syracuse	City of Syracuse Outer Eastwood Sewer Inflow and Infiltration Study	DEC
Round 9	94467	Cortland County Soil and Water Conservation District	Cortland County Septic Tank Pump-Out Program	DEC
Round 9	94444	Madison County Soil and Water Conservation District	Madison County Oneida Lake Watershed Streambank Stabilization Study	DEC
Round 9	91492	Town of Cicero	Town of Cicero Salt Storage	DEC
Round 9	93785	Town of Cortlandville	Town of Cortlandville Land Acquisition for Source Water Protection	DEC
Round 9	94170	Town of Sandy Creek	Town of Sandy Creek Lake Ontario Shoreline Stabilization Study	DEC
Round 9	89715	Village of Canastota	Village of Canastota Wastewater Treatment Plant Disinfection	DEC
Round 9	92638	Village of Homer	Tioughnioga River Aquatic Connectivity Restoration	DEC
Round 9	94097	Village of Homer	Village of Homer Salt Storage	DEC
Round 9	94455	Canastota (V)	Revitalize Canastota Design	DOS
Round 9	89431	Cayuga (Co)	Village of Fair Haven and Town of Sterling Local Waterfront Revitalization Program	DOS
Round 9	89965	Cayuga (V)	Village of Cayuga Local Waterfront Revitalization Program	DOS
Round 9	93298	City of Cortland	Consolidated Water System and Operations Study	DOS
Round 9	91735	City of Syracuse	Shared Fire Training Tower Study	DOS
Round 9	94003	Clay (T)	Town of Clay Three Rivers Point Pre-Development	DOS
Round 9	91965	Lysander (T)	Town of Lysander and Village of Baldwinsville Local Waterfront Revitalization Program	DOS
Round 9	91541	Oswego (T)	Town of Oswego Local Waterfront Revitalization Program	DOS
Round 9	90841	Oswego County	Shared Public Safety Software Implementation	DOS
Round 9	90901	Otselic Valley Central School District	School and Town Shared Facility	DOS
Round 9	89464	Union Springs (V)	Frontenac Park Boat Launch Design and Construction: Phase II	DOS
Round 9	93906	Onondaga County	Butternut Street Green Corridor Phase 1	EFC
Round 9	92696	120 Wilkinson Development LLC	Redevelopment of Former General Ice Cream Factory	ESD
Round 9	92633	ACCESS Global Enterprises LLC	ACCESS Dental Laboratories	ESD
Round 9	92633	ACCESS Global Enterprises LLC	ACCESS Dental Laboratories	ESD
Round 9	85859	Armoured One LLC	Armoured One Expansion Project	ESD
Round 9	85859	Armoured One LLC	Armoured One Expansion Project	ESD
Round 9	92658	Arts at the Palace	Hamilton Summer Arts Fest: Warm Hearts, Cool Culture	ESD
Round 9	96379	Bankers Healthcare Group LLC	BHG Relocation	ESD
Round 9	94422	C Oneida	City of Oneida WWTP Improvements	ESD
Round 9	96381	Capital Collection Management, LLC	BHG Relocation II - CCM	ESD
Round 9	94343	Cayuga Milk Ingredients, LLC	Cayuga Milk Ingredients, LLC (2) Capital	ESD
Round 9	94343	Cayuga Milk Ingredients, LLC	Cayuga Milk Ingredients, LLC (2) Capital	ESD
Round 9	92719	Cazenovia College	Finance Lab	ESD
Round 9	93342	City of Auburn	NYS Equal Rights Heritage Center Marketing Plan	ESD
Round 9	94486	City of Cortland	City of Cortland Community Child Care Project	ESD

Program	CFA Award	Total Project Cost	Funds Disbursed to Date	Status
Water Quality Improvement Project (WQIP) Program	\$500,000	\$625,000	\$-	Green
Water Quality Improvement Project (WQIP) Program	\$200,000	\$300,000	\$-	Green
Engineering Planning Grant Program	\$30,000	\$36,000	\$15,000	Green
Engineering Planning Grant Program	\$50,000	\$60,000	\$25,000	Green
Water Quality Improvement Project (WQIP) Program	\$72,496	\$132,988	\$-	Green
Non-Agricultural Nonpoint Source Planning Grant Program	\$30,000	\$41,206	\$-	Green
Water Quality Improvement Project (WQIP) Program	\$316,666	\$475,000	\$-	Green
Water Quality Improvement Project (WQIP) Program	\$178,240	\$222,800	\$-	Green
Non-Agricultural Nonpoint Source Planning Grant Program	\$30,000	\$33,000	\$-	Green
Water Quality Improvement Project (WQIP) Program	\$413,347	\$551,130	\$-	Green
Water Quality Improvement Project (WQIP) Program	\$215,625	\$2,182,500	\$-	Green
Water Quality Improvement Project (WQIP) Program	\$100,000	\$200,000	\$-	Green
Local Waterfront Revitalization Program	\$60,000	\$71,012	\$-	Green
Local Waterfront Revitalization Program	\$72,000	\$96,000	\$-	Green
Local Waterfront Revitalization Program	\$48,750	\$65,000	\$-	Green
Local Government Efficiency Program	\$25,000	\$50,000	\$-	Green
Local Government Efficiency Program	\$25,000	\$50,000	\$-	Green
Brownfield Opportunity Areas	\$220,900	\$245,900	\$55,225	Green
Local Waterfront Revitalization Program	\$120,000	\$160,000	\$-	Yellow
Local Waterfront Revitalization Program	\$56,250	\$75,000	\$-	Yellow
Local Government Efficiency Program	\$576,545	\$1,307,901	\$-	Green
Local Government Efficiency Program	\$400,000	\$491,600	\$-	Green
Local Waterfront Revitalization Program	\$486,506	\$648,675	\$-	Yellow
Green Innovation Grant Program	\$1,000,000	\$1,819,000	\$-	Green
Empire State Development Grant Funds	\$450,000	\$4,837,500	\$-	Green
Empire State Development Grant Funds	\$280,000	\$1,400,000	\$-	Yellow
Excelsior Jobs Program	\$150,000	\$1,400,000	\$-	Yellow
Empire State Development Grant Funds	\$400,000	\$700,000	\$-	Yellow
Excelsior Jobs Program	\$300,000	\$700,000	\$-	Yellow
Market New York	\$72,600	\$90,750	\$-	Black
Excelsior Jobs Program	\$6,000,000	\$-	\$-	Green
Empire State Development Grant Funds	\$2,000,000	\$2,000,000	\$-	Yellow
Excelsior Jobs Program	\$1,000,000	\$-	\$-	Green
Empire State Development Grant Funds	\$2,500,000	\$90,131,846	\$-	Green
Excelsior Jobs Program	\$2,500,000	\$90,131,846	\$-	Green
Empire State Development Grant Funds	\$40,000	\$250,000	\$-	Green
Market New York	\$150,000	\$200,000	\$-	Green
Empire State Development Grant Funds	\$500,000	\$500,000	\$-	Yellow

Round	CFA #	Applicant	Project	Agency
Round 9	92497	Commonspace Properties Inc	Commonspace NY	ESD
Round 9	92778	Construction, Design, & Management Inc.	New Building at Nestle Site (Fay Street)	ESD
Round 9	94205	County of Oswego Industrial Development Agency	Manufacturing StartUp Facility	ESD
Round 9	87310	Cryomech, Inc.	Cryomech Manufacturing Facility	ESD
Round 9	90882	Currier Plastics, Inc.	Currier Plastics Medical Market Expansion	ESD
Round 9	90882	Currier Plastics, Inc.	Currier Plastics Medical Market Expansion	ESD
Round 9	91887	Cutlery Lofts, LLC	Cutlery Lofts Mixed-use Construction (Camillus Mills Phase 2)	ESD
Round 9	94191	Digital Hyve Marketing LLC	Digital Hyve Marketing LLC	ESD
Round 9	93331	Discovery Center of Science and Technology	The MOST - Renovations to Create Commercial Rental Space	ESD
Round 9	85708	Flex-Hose Co., Inc.	Flex-Hose Co., Inc.	ESD
Round 9	92653	FS Development Associates LLC	Amphion Piano Merrell Soule Redevelopment Project	ESD
Round 9	92784	Hamilton Initiative, LLC	Downtown Hamilton Mixed Use Business Development Center	ESD
Round 9	94930	Haun Specialty Gas, Inc.	Haun Specialty Gas - Dry Ice Manufacturing	ESD
Round 9	94067	J.M. Murray Center, Inc.	J.M. Murray - Manufacturing Expansion	ESD
Round 9	93218	Le Moyne College	Le Moyne College - Entrepreneurial Plaza Development	ESD
Round 9	90909	Liland Trade Radiator Service Inc DBA Liland Global	First location expansion	ESD
Round 9	90909	Liland Trade Radiator Service Inc DBA Liland Global	First location expansion	ESD
Round 9	93190	Lydall Performance Materials, Inc.	Lydall Performance Materials - Recommission Manufacturing Line	ESD
Round 9	94858	Marathon Boat Group	Marathon Boat Group expansion	ESD
Round 9	94858	Marathon Boat Group	Marathon Boat Group expansion	ESD
Round 9	93608	NJ Jones Plumbing LLC	NJ Jones South Ave Redevelopment	ESD
Round 9	93079	Port of Oswego	Oswego Lake Side Performing Arts and Welcome Center	ESD
Round 9	94329	SparkOrange LLC	Spark.Orange LLC	ESD
Round 9	91996	State University of New York SUNY Health Science Center at Syracuse DBA SUNY Medical University University Hospital	Throughput Operations Center	ESD
Round 9	94307	Syracuse Bread Factory LLC	Syracuse Bread Factory	ESD
Round 9	94775	SyracuseOnondaga County Planning Agency	Syracuse-Onondaga Strategic Planning County Plan	ESD
Round 9	91952	Tessy Plastics Corp.	Tessy Plastics Corp. (2)	ESD
Round 9	91952	Tessy Plastics Corp.	Tessy Plastics Corp. (2)	ESD
Round 9	92408	Town of Cortlandville	Gutchess Lumber Sports Complex Phase 2	ESD
Round 9	89808	Town of Oswego	Town of Oswego Lake Shore Sewer Construction	ESD
Round 9	93770	Tracey Road Equipment Inc	Tracey Road Equipment Expansion	ESD
Round 9	94337	United Auto Supply of Syracuse West, LLC	United Auto Supply of Syracuse West LLC	ESD
Round 9	94337	United Auto Supply of Syracuse West, LLC	United Auto Supply of Syracuse West LLC	ESD
Round 9	91451	VES Building Three LLC	Cazenovia Eastern Gateway	ESD
Round 9	93246	Visit Syracuse, Inc.	Central New York Tourism	ESD
Round 9	91509	Cortland County	Cortland County Housing Conditions Survey	HCR
Round 9	89448	Village of Cleveland	Village of Cleveland Water System Improvements	HCR
Round 9	91016	Village of Phoenix	Phoenix NYMS 2 Project	HCR

Program	CFA Award	Total Project Cost	Funds Disbursed to Date	Status
Empire State Development Grant Funds	\$720,000	\$720,000	\$-	Yellow
Empire State Development Grant Funds	\$282,000	\$1,441,182	\$-	Yellow
Empire State Development Grant Funds	\$850,000	\$4,280,000	\$-	Yellow
Excelsior Jobs Program	\$600,000	\$18,051,618	\$-	Green
Empire State Development Grant Funds	\$1,600,000	\$1,600,000	\$-	Yellow
Excelsior Jobs Program	\$784,000	\$2,384,000	\$-	Yellow
Empire State Development Grant Funds	\$695,000	\$695,000	\$-	Yellow
Excelsior Jobs Program	\$1,000,000	\$1,000,000	\$-	Green
Empire State Development Grant Funds	\$300,000	\$300,000	\$-	Black
Excelsior Jobs Program	\$600,000	\$3,000,000	\$-	Green
Empire State Development Grant Funds	\$1,000,000	\$27,000,000	\$-	Yellow
Empire State Development Grant Funds	\$650,000	\$10,908,030	\$-	Yellow
Empire State Development Grant Funds	\$150,000	\$150,000	\$-	Black
Empire State Development Grant Funds	\$800,000	\$800,000	\$-	Yellow
Empire State Development Grant Funds	\$485,000	\$2,425,000	\$-	Yellow
Empire State Development Grant Funds	\$600,000	\$919,000	\$-	Yellow
Excelsior Jobs Program	\$319,000	\$919,000	\$-	Yellow
Empire State Development Grant Funds	\$700,000	\$700,000	\$-	Black
Empire State Development Grant Funds	\$600,000	\$4,071,900	\$-	Green
Excelsior Jobs Program	\$270,000	\$4,071,900	\$-	Green
Empire State Development Grant Funds	\$135,000	\$1,199,999	\$-	Green
ESD - Strategic Planning and Feasibility Studies	\$20,000	\$50,000	\$-	Green
Excelsior Jobs Program	\$800,000	\$800,000	\$-	Green
Empire State Development Grant Funds	\$600,000	\$3,092,011	\$-	Yellow
Empire State Development Grant Funds	\$1,000,000	\$12,769,400	\$-	Yellow
ESD - Strategic Planning and Feasibility Studies	\$100,000	\$200,000	\$-	Green
Empire State Development Grant Funds	\$2,000,000	\$20,495,000	\$-	Green
Excelsior Jobs Program	\$3,000,000	\$20,495,000	\$-	Green
Empire State Development Grant Funds	\$200,000	\$200,000	\$-	Yellow
Empire State Development Grant Funds	\$300,000	\$300,000	\$-	Yellow
Empire State Development Grant Funds	\$400,000	\$2,000,000	\$-	Yellow
Empire State Development Grant Funds	\$1,000,000	\$1,797,000	\$-	Yellow
Excelsior Jobs Program	\$797,000	\$1,797,000	\$-	Yellow
Empire State Development Grant Funds	\$1,400,000	\$15,414,344	\$-	Yellow
Market New York	\$150,000	\$200,000	\$-	Black
HCR - Community Development Block Grant (CDBG) - Community Planning	\$50,000	\$52,500	\$50,000	Blue
HCR - Community Development Block Grant (CDBG) - Public Infrastructure & Public Facilities	\$1,000,000	\$6,135,000	\$-	Green
HCR - New York Main Street (NYMS)	\$290,000	\$749,530	\$-	Green

Round	CFA #	Applicant	Project	Agency
Round 9	92959	AnheuserBusch InBev	Baldwinsville Brewery Carbon Reduction Project	NYSERDA
Round 9	93371	Salina 1st LLC	Salina 1st LLC Net Zero	NYSERDA
Round 9	91759	Baltimore Woods Nature Center, Inc.	Baltimore Woods Nature Center Expansion	Parks
Round 9	89828	Cayuga County	Sterling Nature Center Construction Documents	Parks
Round 9	92220	Cayuga County	Cato-Bruto Trail Bridge Construction	Parks
Round 9	93513	City of Cortland	Fire Station Window Restoration Project	Parks
Round 9	91106	Oneida Community Mansion House	Revitalization of Historic Oneida Community Mansion House	Parks
Round 9	93938	Oswego County	Camp Hollis Renovation	Parks
Round 9	89561	St. Paul's Church in Syracuse	St. Paul's Downtown Living	Parks

Program	CFA Award	Total Project Cost	Funds Disbursed to Date	Status
Commercial & Industrial Carbon Challenge	\$1,600,000	\$3,075,000	\$-	Green
Net Zero Energy for Economic Development	\$1,000,000	\$2,047,582	\$-	Yellow
Environmental Protection Fund: Parks, Preservation and Heritage Grants	\$189,417	\$378,835	\$-	Green
Environmental Protection Fund: Parks, Preservation and Heritage Grants	\$231,525	\$308,700	\$-	Green
Recreational Trails Program	\$95,560	\$119,450	\$-	Green
Environmental Protection Fund: Parks, Preservation and Heritage Grants	\$443,445	\$591,260	\$-	Green
Environmental Protection Fund: Parks, Preservation and Heritage Grants	\$600,000	\$1,375,176	\$-	Green
Environmental Protection Fund: Parks, Preservation and Heritage Grants	\$229,000	\$317,500	\$-	Green
Environmental Protection Fund: Parks, Preservation and Heritage Grants	\$556,988	\$742,651	\$-	Green



Central New York | 2021 Annual Report

